

---

# MFG INVESTMENT FUND PLC

---

(An open-ended umbrella investment company with segregated liability between sub-funds)

## Annual Report and Audited Financial Statements

For the financial year ended 31 March 2022

Company Registration No. 525177

---

MFG INVESTMENT FUND PLC  
Annual Report and Audited Financial Statements  
For the financial year ended 31 March 2022

---

**CONTENTS**

	<b>Page</b>
General Information	2
Background to the Company	4
Investment Manager's Report	6
Directors' Report	9
Statement of Director's Responsibilities	13
Annual Depositary Report to Shareholders	14
Independent Auditors report to the Shareholders of MFG Investment Fund Plc	15
Statement of Comprehensive Income	18
Statement of Financial Position	20
Statement of Changes in Net Assets Attributable to Holders of Redeemable Participating Shares	22
Statement of Cash Flows	24
Notes to the Financial Statements	26
Schedule of Investments	44
Schedule of Significant Portfolio Changes (unaudited)	53
Risk Item (unaudited)	57
Remuneration Disclosure (unaudited)	58
Appendix I - Securities Financing Transactions Regulation (unaudited)	59
Appendix II - CRS Data Protection Information Notice (unaudited)	60
Appendix III - Sustainable Finance Disclosure Regulation (unaudited)	61

---

MFG INVESTMENT FUND PLC  
Annual Report and Audited Financial Statements  
For the financial year ended 31 March 2022

---

## GENERAL INFORMATION

### Directors

Bronwyn Wright\* (Irish)  
Jim Cleary\* (Irish)  
Craig Wright (Australian)

### Investment Manager and Distributor

MFG Asset Management  
Level 36  
25 Martin Place  
Sydney  
NSW 2000  
Australia

### Administrator & Registrar

Northern Trust International Fund Administration  
Services (Ireland) Limited  
Georges Court  
54-62 Townsend Street  
Dublin 2  
Ireland

### Independent Auditor

Chartered Accountants  
Statutory Audit Firm  
Ernst & Young  
Harcourt Centre  
Harcourt Street  
Dublin 2  
Ireland

### UK Facilities Agent (up to 31 December 2021)

KB Associates Consulting (UK) LLP  
42 Brook Street  
London  
W1K 5DB  
United Kingdom

### UK Facilities Agent (effective 1 January 2022)

Maples Fiduciary Services (UK) Limited  
11th Floor  
200 Aldersgate Street  
London  
EC1A 4HD  
United Kingdom

### German Information Agent\*\* (up to 31 December 2021)

CACEIS Bank Deutschland GmbH  
Lilienthalallee 34-36  
D-80939 Munich  
Germany

### EEA Facilities Agent\*\* (effective 1 January 2022)

Maples Fund Services (Ireland) Limited  
32 Molesworth Street  
Dublin 2  
Ireland

### Registered Office of the Company

32 Molesworth Street  
Dublin 2  
Ireland

### Company Secretary

MFD Secretaries Limited  
32 Molesworth Street  
Dublin 2  
Ireland

### Depositary

Northern Trust Fiduciary  
Service (Ireland) Limited  
Georges Court  
54-62 Townsend Street  
Dublin 2  
Ireland

### Legal Advisers

Maples and Calder (Ireland) LLP  
75 St. Stephen's Green  
Dublin 2  
Ireland

### Swedish Paying Agent (up to 31 December 2021)

Skandinaviska Enskilda Banken AB (publ)  
A S12  
Råsta Strandväg 5  
SE-169 79 Solna  
Sweden

### Manager (effective 1 October 2021)

KBA Consulting Management Limited  
5 George's Dock  
IFSC  
Dublin 1  
Ireland

**Registered number:** 525177

\*Independent non-executive director.

---

MFG INVESTMENT FUND PLC  
Annual Report and Audited Financial Statements  
For the financial year ended 31 March 2022

---

**GENERAL INFORMATION (Continued)**

**\*\***In Germany, the prospectus, the key investor information document, the Constitution, the annual and semi-annual reports, a list of changes in the composition of the portfolios as well as the issue and redemption prices are available free of charge pursuant to Sec. 297(1) of the German Capital Investment Code at the office of the German information agent as specified above.

*For Investors in Germany, the following Sub-Fund is available:*

*MFG Select Infrastructure Fund*

*No notification pursuant to Section 310 of the German Capital Investment Code (Kapitalanlagegesetzbuch) has been filed for the following sub-funds and the shares in these sub-funds may not be marketed to investors in the Federal Republic of Germany: MFG Global Fund and MFG Global Sustainable Fund.*

## BACKGROUND TO THE COMPANY

MFG Investment Fund plc (the “Company”) is an open-ended umbrella investment company with variable capital and segregated liability between sub-funds, incorporated in Ireland on 15 March 2013, under the Companies Act 2014 (as amended) with registration number 525177. The Company has been authorised by the Central Bank of Ireland (the “Central Bank”) as an Undertaking for Collective Investment in Transferable Securities (“UCITS”) pursuant to the European Communities (Undertaking for Collective Investment in Transferable Securities) Regulations 2019 (as amended) (the “UCITS Regulations”) and the Central Bank (Supervision and Enforcement) Act 2013 (Section 48(1)) (Undertakings for Collective Investment in Transferable Securities) Regulations 2019 (the “Central Bank UCITS Regulations”).

The Company is structured as an umbrella investment company which may consist of different sub-funds, each comprising one or more classes of shares. As at the date of this Annual Report and Audited Financial Statements, the Company had three sub-funds in operation, MFG Global Fund, MFG Select Infrastructure Fund and MFG Global Sustainable Fund (each a “Fund” collectively the “Funds”). The Funds launched on 7 October 2013, on 30 December 2016, and on 6 July 2018, respectively.

The MFG Select Infrastructure Fund is registered for marketing in Germany. The MFG Global Fund and MFG Global Sustainable Fund are not registered for marketing in Germany. Shares of both the MFG Global Fund and MFG Global Sustainable Fund are not allowed to be marketed in Germany.

### Investment Objective and Policy

The investment objective and policy for each Fund is formulated by the Directors at the time of creation of each Fund. The investment objective for each existing Fund is set out below:

#### MFG Global Fund

The investment objective of the MFG Global Fund is to achieve attractive risk-adjusted returns over the medium to long-term, while reducing the risk of permanent capital loss.

The Fund seeks to achieve its objective through an integrated investment approach which incorporates three key elements namely: (i) detailed industry and company research; (ii) macro-economic research and (iii) portfolio construction.

The Fund seeks to gain exposure primarily in equities and equity related securities of companies listed on regulated markets around the world and may also have exposure to cash deposits. The Fund may also have exposure to non-discretionary allocations of subscription rights to subscribe for additional securities in a portfolio stock as a result of a corporate action. The Fund may use spot and value tomorrow foreign exchange contracts to facilitate settlement of the purchase of equity securities.

#### MFG Select Infrastructure Fund

The investment objective of the MFG Select Infrastructure Fund is to achieve attractive risk-adjusted returns over the medium to long-term, while reducing the risk of permanent capital loss.

The Fund seeks to achieve its objective through an integrated investment approach which incorporates three key elements namely: (i) determining the investment universe; (ii) assessing each potential investment’s quality and intrinsic value and (iii) allocating capital to the securities within the investment universe in an appropriate manner.

The Fund seeks to gain exposure primarily in equities and equity related securities of companies listed on regulated markets around the world and may also have exposure to cash deposits and may, from time to time, invest in investment funds where such investment is consistent with the investment policy of the Fund. The Fund may also have exposure to non-discretionary allocations of subscription rights to subscribe for additional securities in a portfolio stock as a result of a corporate action. The Fund may invest in equity related securities which include American Depositary Receipts (“ADRs”) and Global Depositary Receipts (“GDRs”) and may use spot and value tomorrow foreign exchange contracts to facilitate settlement of the purchase of equity securities.

## **BACKGROUND TO THE COMPANY (Continued)**

### **Investment Objective and Policy (continued)**

#### **MFG Global Sustainable Fund**

The investment objectives of the MFG Global Sustainable Fund are to achieve attractive risk-adjusted returns over the medium to long-term within a low carbon framework, while reducing the risk of permanent capital loss. Risk adjusted returns reflect how much volatility and capital downside risk is involved in producing an investment's return.

The Fund aims to preserve capital and reduce the risk of permanent capital loss within a low carbon framework through an integrated investment approach that incorporates four key elements: (i) detailed industry and company research; (ii) macro-economic research; (iii) portfolio construction and (iv) low carbon framework.

The Fund primarily invests in the equity securities of entities listed on Regulated Markets around the world, but will also have some exposure to cash deposits and may, from time to time, invest in collective investment schemes where such investment is consistent with the investment policy of the Fund. Subject to the prevailing requirements of the Central Bank, the domicile of such collective investment schemes could be worldwide. The Fund may use spot and value tomorrow foreign exchange contracts to facilitate settlement of the purchase of equity securities.

## INVESTMENT MANAGER'S REPORT

### MFG Global Fund

#### Portfolio Review

The mandate returned 0.8% (before fees) over the 12 months to 31 March 2022, in USD dollar terms, underperforming its benchmark, the MSCI World Net Total Return Index, by 9.4%.

The biggest contributors were the investments in Alphabet (the owner of Google), Microsoft and Intercontinental Exchange. The Big Tech duo rose after they reported profit and revenue increases that showed how much they had benefited from the shift to online during the pandemic. Intercontinental Exchange rose as energy derivative volumes climbed on the back of rising energy price volatility.

The biggest detractors were the investments in Alibaba Group, Netflix and Tencent Holdings. Alibaba and Tencent fell after Chinese authorities stepped up regulatory scrutiny of the country's largest companies. Netflix slumped in the first quarter of 2022 after the streaming service said it expected subscriber growth to slow and profit margins to narrow.

#### Market Overview

Global stocks soared to record highs over the 12 months to March 2022 after government and central bank stimulus helped economies recover from the pandemic, vaccine rollouts allowed economic reopening's, the US economy flourished thanks to the stimulus from the administration of President Joe Biden, and tech stocks reported bumper earnings. Stocks tumbled in the March quarter after Russia's invasion of Ukraine heightened uncertainty about the global economic outlook and boosted energy and grain prices in a world where inflation is at decade highs, and the Federal Reserve embarked on the first of an expected series of rate increases to quell US inflation at its highest in 40 years.

#### Outlook

More-persistent-than-expected inflationary pressures are causing central banks to accelerate their tightening of monetary policy. This was a key source of investment market uncertainty and volatility in the quarter and it is likely to persist in the short term. Russia's invasion of Ukraine was an additional source of uncertainty and amplified inflationary pressures while placing downward pressure on the growth outlook.

Major turning points in monetary policy historically have occurred only once or twice a decade and have two broad impacts on investment returns. The first is slower growth, which will ultimately weigh on earnings growth. The second is elevated uncertainty around the economic and earnings outlooks, with these outlooks more sensitive to other shocks.

In the medium term and beyond, we think investors should be prepared for returns that are below those recorded in the past 20 or so years. The global economy remains structurally low growth and low inflation, resulting in structurally low interest rates. What has changed is a steep rise in government debt and potentially a greater acceptance of central-bank-financed government deficits.

Overall, the short- to medium-term outlook for markets is more uncertain than usual. As a result the portfolio continues to hold cash at 8%.

MFG Asset Management  
Level 36, 25 Martin Place,  
Sydney NSW 2000, Australia

22 June 2022

## INVESTMENT MANAGER'S REPORT (Continued)

### MFG Select Infrastructure Fund

#### Portfolio review

The mandate returned 14.2% (before fees) over the 12 months to 31 March 2022, in USD dollar terms, underperforming its benchmark, the S&P Global Infrastructure Total Return Index, by 1.7%.

Stocks that contributed the most included the investments in Enbridge of Canada, Sempra Energy of the US, National Grid of the UK and Red Eléctrica of Spain. Enbridge, the owner and operator of the world's largest crude oil and liquids transportation system across Canada and the US, gained on a healthy full-year earnings report (gross profit of C\$7.7 billion in 2021 versus C\$4.2 billion in 2020) and as the oil price rose, despite having very limited direct exposure to the oil price. Sempra Energy rose after investors assessed that one fall-out of the Russia-Ukraine war is faster growth for the energy infrastructure's North American LNG export business. National Grid rose after media reports of investor interest in the sale of a majority stake in its gas transmission business, and as the company's shares were seen as a haven when share markets slid in the first quarter of 2022. Red Eléctrica, which operates Spain's electricity grid, performed strongly as the market applauded its earnings results (such as the one for the first quarter that showed profit rose 4.9% from a year earlier) and warmed to its locked-in regulatory outlook and resilience to rising energy prices in Europe.

The only stock that detracted to any extent in local-currency returns was the investment in Royal Vopak of The Netherlands. Vopak slid after the storage operator's earnings reports disappointed, occupancy rates in its terminals were lower and the backwardation in oil markets continued.

#### Outlook

Notwithstanding our expectations for greater volatility in the short to medium term driven by the covid-19 crisis and potential interest rate volatility, we are confident that the underlying businesses that we have included in our defined universe and in our investment strategy will prove resilient over the longer term. We regard the businesses that we invest in to be of high quality and, while short-term movements in share prices reflect issues of the day, we expect that share prices in the longer term will reflect the underlying cash flows leading to investment returns consistent with our expectations.

The strategy seeks to provide investors with attractive risk-adjusted returns from infrastructure securities. It does this by investing in a portfolio of listed infrastructure companies that meet our strict definition of infrastructure at discounts to their assessed intrinsic value. We expect the strategy to provide investors with returns of about 5% above inflation over the longer term. We believe that infrastructure assets, with requisite earnings reliability and a linkage of earnings to inflation, offer attractive, long-term investment propositions. Furthermore, given the resilient nature of earnings and the structural linkage of those earnings to inflation, investment returns generated by infrastructure stocks are different from standard asset classes and offer investors diversification when included in an investment portfolio. In the current uncertain economic and investment climate, the reliable financial performance of infrastructure investments makes them attractive, and an investment in listed infrastructure can be expected to reward patient investors with a long-term time frame.

MFG Asset Management  
Level 36, 25 Martin Place,  
Sydney, NSW 2000, Australia

22 June 2022



## INVESTMENT MANAGER'S REPORT (Continued)

### MFG Global Sustainable Fund

#### Portfolio Review

The mandate returned 5.2% (before fees) over the 12 months to 31 March 2022, in USD dollar terms, underperforming its benchmark, the MSCI World Net Total Return Index, by 4.9%.

The biggest contributors were the investments in Alphabet (the owner of Google), Microsoft and Chipotle Mexican Grill. The Big Tech duo rose after they reported profit and revenue increases that showed how much they had benefited from the shift to online during the pandemic. Chipotle rose after the fast-food chain reported 'beats' on quarterly sales during the year and the company increased its long-term restaurant goal to 7,000 in North America, up from 6,000 in the previous quarterly update.

The biggest detractors were the investments in Alibaba Group, Meta Platforms and Netflix. Alibaba and Tencent fell after Chinese authorities stepped up regulatory scrutiny of the country's largest tech companies. Meta dropped after the owner of Facebook offered only a weak revenue forecast due to Apple privacy restrictions inhibiting the reach and effectiveness of its advertising and its Facebook site suffered its first drop in regular users due to the popularity among the young of TikTok. Netflix slumped in the first quarter of 2022 after the streaming service said it expected subscriber growth to slow and profit margins to narrow.

#### Market Overview

Global stocks soared to record highs over the 12 months to March 2022 after government and central bank stimulus helped economies recover from the pandemic, vaccine rollouts allowed economic reopenings, the US economy flourished thanks to the stimulus from the administration of President Joe Biden, and tech stocks reported bumper earnings. Stocks, however, tumbled from all-time highs in the March quarter after Russia's invasion of Ukraine heightened uncertainty about the global economic outlook and boosted energy and grain prices in a world where inflation is at decade highs, and the Federal Reserve embarked on the first of an expected series of rate increases to quell US inflation at its highest in 40 years.

#### Outlook

More-persistent-than-expected inflationary pressures are causing central banks to accelerate their tightening of monetary policy. This was a key source of investment market uncertainty and volatility in the quarter and it is likely to persist in the short term. Russia's invasion of Ukraine was an additional source of uncertainty and amplified inflationary pressures while placing downward pressure on the growth outlook.

Major turning points in monetary policy historically have occurred only once or twice a decade and have two broad impacts on investment returns. The first is slower growth, which will ultimately weigh on earnings growth. The second is elevated uncertainty around the economic and earnings outlooks, with these outlooks more sensitive to other shocks.

In the medium term and beyond, we think investors should be prepared for returns that are below those recorded in the past 20 or so years. The global economy remains structurally low growth and low inflation, resulting in structurally low interest rates. What has changed is a steep rise in government debt and potentially a greater acceptance of central-bank-financed government deficits.

Overall, the short- to medium-term outlook for markets is more uncertain than usual. As a result the portfolio continues to hold cash at 8%.

MFG Asset Management  
Level 36, 25 Martin Place,  
Sydney, NSW 2000, Australia

22 June 2022

## **DIRECTORS' REPORT**

The Directors of MFG Investment Fund plc (the "Company") have pleasure in presenting the Annual Report and Audited Financial Statements of the Company for the financial year ended 31 March 2022.

### **Principal Activities, Review of Business, Key Performance Indicators and Future Developments**

The Company is structured as an umbrella investment company and has three sub-funds in operation, MFG Global Fund, MFG Select Infrastructure Fund and MFG Global Sustainable Fund (each a "Fund" collectively the "Funds"). The investment objective of each Fund is to achieve attractive risk-adjusted returns over the medium to long-term, while reducing the risk of permanent capital loss.

The Company is authorised by the Central Bank as an investment company pursuant to the UCITS Regulations.

A review of the investment performance, key performance indicators and future outlook can be found in the Investment Manager's Report on pages 6 to 8. The Funds will continue to pursue their investment objectives as set out in the Supplements to the Prospectus.

### **Risk Management Objectives and Policies**

The principal risks and uncertainties faced by the Company are the investment risks associated with the portfolio of investments held by the Funds and the risks associated with the management and administration of the Portfolios that have been disclosed in Note 2 of the Financial Statements.

### **COVID-19 Developments**

The Directors note the developing situation regarding the COVID-19 pandemic and will continue to monitor the impact of the pandemic on the performance of the Company's Funds. Please see 'Significant Events During the Financial Year' in both the Directors Report and Note 15 in Notes to the Financial Statements for further details.

The Company's management has made an assessment of the Company's ability to continue as a going concern and is satisfied that the Company has the resources to continue in business for the foreseeable future and at least 12 months from the date these financial statements were approved. Furthermore, management is not aware of any material uncertainties that may cast significant doubt upon the Company's ability to continue as a going concern. Therefore, the Financial Statements continue to be prepared on a going concern basis.

### **Directors' Statement on Adequate Accounting Records**

The measures taken by the Directors to secure compliance with the Company's obligation to keep adequate accounting records, are the use of appropriate systems and procedures and the appointment of an independent administrator. The accounting records of the Company are maintained by Northern Trust International Fund Administration Services (Ireland) Limited at Georges Court, 54-62 Townsend Street, Dublin 2, Ireland.

### **Directors' Compliance Statement**

The Directors acknowledge that they are responsible for securing the Company's compliance with the relevant obligations as set out in section 225 of the Companies Act 2014 (as amended). The Directors confirm that:

1. A compliance policy statement has been drawn up that sets out policies, that in our opinion are appropriate to the Company, respecting compliance by the Company with its relevant obligations;
2. Appropriate arrangements or structures are in place that are, in our opinion, designed to secure material compliance with the Company's relevant obligations; and
3. During the financial year, the arrangements or structures referred to in (2) have been reviewed.

### **Corporate Governance Code**

The Company has adopted the Corporate Governance Code for Collective Investment Schemes and Management Companies (the "Code") which was issued by the Irish Funds ("IF"). The aim of the Code is to provide a framework for the organisation and operation of Funds to ensure that each Fund operates efficiently and in the interests of Shareholders. The Company operates in accordance with the requirements of the Code.

## **DIRECTORS' REPORT (Continued)**

### **Audit Committee**

The Directors believe that there is no requirement to form an audit committee as the Board is formed of non-executive Directors with two independent Directors and the Company complies with the provisions of the IF Code. The Directors have delegated the day to day investment management and administration of the Company to the Investment Manager and to the Administrator, respectively.

### **Transactions Involving Directors**

There were no contracts or agreements of any significance in relation to the business of the Company in which the Directors had any interest, as defined in the Companies Act 2014 (as amended), at any time during the financial year other than those set out in Note 6 to the Financial Statements.

### **Transactions with Connected Persons**

Any transaction carried out with a UCITS by a management company or depositary to the UCITS, the delegates or sub-delegates of the management company or depositary, and any associated or group Company of such a management company, depositary, delegate or sub-delegate ("connected persons") must be carried out as if conducted at arm's length. Transactions must be in the best interests of the Shareholders and the UCITS.

The Directors are satisfied that there are arrangements (evidenced by written procedures) in place, to ensure that the obligations set out above (as referred to in Regulation 43(1) of the Central Bank UCITS Regulations) are applied to all transactions with connected persons, and are satisfied that transactions with connected parties entered into during the financial year complied with the obligations set out in Regulation 43(1) of the Central Bank UCITS Regulations.

### **Results**

The financial position at 31 March 2022 is set out in the Statement of Financial Position. The results of operations for the financial year ended 31 March 2022 are set out in the Statement of Comprehensive Income.

### **Directors' and Secretary's Interests in Shares of the Company**

No Director, nor the Company Secretary, had any beneficial interest in the shares of the Company throughout the financial year.

### **Soft Commissions and Directed Brokerage Services**

The Investment Manager pays for investment research from its own resources; however, it may from time to time, receive proprietary and third party research from any of the brokers with which it executes client transactions on behalf of MFG Investment Fund plc.

There were no soft commission arrangements during the financial year ended 31 March 2022 (31 March 2021: Nil).

### **Distributions**

No distributions were declared during the financial year ended 31 March 2022 or in the prior financial year.

### **Independent Auditor**

The independent auditor, Ernst & Young, Chartered Accountants and Statutory Auditor, have indicated their willingness to continue in office in accordance with Section 383(2) of the Companies Act 2014 (as amended).

### **Directors**

All Directors, who, at any time during the financial year, were Directors of the Company, are disclosed on page 2.

## **DIRECTORS' REPORT (Continued)**

### **Significant Events during the Financial Year**

During the year ended 31 March 2022, the COVID-19 pandemic continued to cause financial market volatility, travel and supply chain disruptions, lower consumer demand and general uncertainty. The quantitative easing programmes implemented by governments and central banks around the world in response to the COVID-19 pandemic have limited the impact on financial markets and business somewhat. There has been no disruption to the Company's investment process and risk management process, or the operational processes of the service providers during the year despite the continued spread of COVID-19. The Board of the Company continues to monitor the impact of the pandemic and remain confident that the operational processes in place are robust and are set up to withstand any future stresses.

During the financial year, no asset impairments have been recorded and all the Funds' investments are classified as Level 1 in the fair value hierarchy, being exchange traded equity securities with observable prices in active markets. Overall the Funds have experienced very few financial reporting impacts arising from COVID-19.

Following the Central Bank review of the implementation of Consultation Paper 86 ("CP86") and the introduction of additional substance requirements for self-managed investment companies such as the Company, the Board of Directors took the decision to seek a UCITS management company to take on the required regulatory functions and to move the Company away from its self-managed status. The Board of Directors conducted a search for an appropriate service provider and, following extensive due diligence, decided to appoint KBA Consulting Management Limited as UCITS management company for the Company, subject to regulatory approval. The Board of Directors approved the appointment in principle on 23 March 2021 and, with the necessary legal and regulatory work having been undertaken, the process was completed on 1 October 2021.

On 1 October 2021, the Prospectus of the Company was updated to reflect inter alia the appointment of KBA Consulting Management Limited with effect from 1 October 2021. The supplement for MFG Select Infrastructure Fund was updated on 1 October 2021 to reflect that the fund is managed by reference to the S&P Global Infrastructure Net Total Return Index, but as a performance reference benchmark only.

On 13 October 2021, there was a subscription for 683,695 MFG Global Sustainable Fund Class 2 Accumulating Unhedged GBP shares amounting to US\$93,211,570 which was settled through in-specie transfer of investments of US\$81,930,759 and cash of US\$11,280,811.

MFG Global Sustainable Fund Class 2 Accumulating Unhedged GBP was relaunched on 13 October 2021.

On 13 December 2021, the Prospectus of the Company was updated for the Taxonomy regulation. Please see Appendix III for further details.

On 13 December 2021, the Supplement of the Funds was updated for the Taxonomy regulation. Please see Appendix III for further details.

The Company continues to monitor the sanctions activity globally to ensure the portfolios are in adherence. Currently the funds are not exposed to Russian or Ukrainian assets, nor any other sanctioned holdings. The Company continues to rely on its Administrator to monitor the investor base with respect to sanctions and, if any sanctioned investors are identified, to remediate following their appropriate policies and procedures.

KB Associates Consulting (UK) LLP were replaced as UK Facilities Agent by Maples Fiduciary Services (UK) Limited effective 1 January 2022. CACEIS Bank Deutschland GmbH were terminated as German Information Agent on 31 December 2021. Skandinaviska Enskilda Banken AB (publ) were terminated as Swedish Paying Agent on 31 December 2021. Maples Fund Services (Ireland) Limited were appointed as EEA Facilities Agent in Germany and Sweden on 1 January 2022.

On 7 February 2022, the Investment Manager announced that its Chief Investment Officer and Portfolio Manager of the MFG Global sub-fund, Mr. Hamish Douglass, was taking a medical leave of absence to prioritise his health following a period of intense pressure and focus on both his professional and personal life. At that time, Mr. Chris Mackay was appointed to oversee the portfolio management of the sub-fund in conjunction with the sub-fund's co-portfolio managers, Ms. Nikki Thomas and Mr. Arvid Streimann. The portfolio managers of the other sub-funds being remain unchanged.

There were no other significant events during the financial year ended 31 March 2022.

---

MFG INVESTMENT FUND PLC  
Annual Report and Audited Financial Statements  
For the financial year ended 31 March 2022

---

## **DIRECTORS' REPORT (Continued)**

### **Significant Events after the Financial Year End**

The COVID-19 outbreak has caused extensive disruption to businesses and economic activities globally. The uncertainty and instability described in the 'Significant Events During the Financial Year' section continues post financial year end.

The Board of Directors have noted the recent developments in the Ukraine and the sanctions being imposed on Russia. Given the absence of exposure in the region, the Board of Directors' view is that these developments and sanctions are unlikely to have a significant direct adverse impact on the Company. The Board of Directors continues to monitor the developments closely and to take all the necessary actions.

On 1 April 2022, MFG Global Sustainable Fund Class 2 Accumulating Unhedged GBP was registered with the Her Majesty's Revenue and Customs ("HMRC") as a reporting Fund.

There was a redemption of US\$248,700,509 for 714,491 MFG Global Fund Class 2 Accumulating Unhedged GBP shares on 6 April 2022, and a redemption of US\$251,501,025 for 723,779 MFG Global Fund Class 2 Accumulating Unhedged GBP shares on 8 April 2022.

The Central Bank of Ireland was notified on 31 May 2022 of the intention to de-register the MFG Global Fund in Sweden.

On 15 June 2022, Mr. Hamish Douglass ceased to be a permanent member of MFG Asset Management staff and will commence a consultancy role on 1 October 2022.

There were no other significant events that occurred in respect of the Company after the financial year end which were deemed material for disclosure in the Financial Statements.

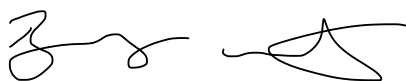
### **Statement on Relevant Audit Information**

So far as the Directors are aware, there is no relevant audit information of which the Company's auditors are unaware. The Directors have taken all the steps that should have been taken as Directors in order to make themselves aware of any relevant audit information and to establish that the Company's auditors are aware of that information.

### **Political Contributions**

There were no political contributions made by the Company during the financial year ended 31 March 2022 (31 March 2021: Nil).

Signed on behalf of the board of Directors:



Director: Bronwyn Wright



Director: Craig Wright

22 June 2022

## STATEMENT OF DIRECTOR'S RESPONSIBILITY

### Directors' Responsibility Statement

The Directors are responsible for preparing the Annual Report and the Financial Statements in accordance with applicable Irish law and regulations.

Irish company law requires the Directors to prepare Financial Statements for each financial year. Under the law the Directors have elected to prepare the Company's Financial Statements in accordance with International Financial Reporting Standards ("IFRS") as adopted by the European Union. Under company law, the Directors must not approve the Financial Statements unless they are satisfied that they give a true and fair view of the assets, liabilities and financial position of the Company as at the financial year end date and of the profit or loss of the Company for the financial year and otherwise comply with the Companies Act 2014 (as amended).

In preparing these Financial Statements, the Directors are required to:

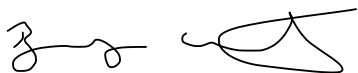
- select suitable accounting policies and then apply them consistently;
- make judgements and estimates that are reasonable and prudent; and
- state whether the Financial Statements have been prepared in accordance with applicable accounting standards, identify those standards, and note the effect and the reasons for any material departure from those standards; and
- prepare the Financial Statements on the going concern basis unless it is inappropriate to presume that the Company will continue in business.

The Directors confirm that they have complied with the above requirements in preparing the Financial Statements.

The Directors are responsible for ensuring that the Company keeps or causes to be kept adequate accounting records which correctly explain and record the transactions of the Company, enable at any time the assets, liabilities, financial position and profit or loss of the Company to be determined with reasonable accuracy, enable them to ensure that its Financial Statements and Directors' Report comply with the Companies Act 2014 (as amended), the European Communities (Undertakings for Collective Investment in Transferable Securities) Regulations 2011 (as amended) (the "UCITS Regulations") and the Central Bank (Supervision and Enforcement) Act 2013 (Section 48(1)) (Undertakings for Collective Investment in Transferable Securities) Regulations 2019 (the "Central Bank UCITS Regulations") and enable the Financial Statements to be audited. They are also responsible for safeguarding the assets of the Company and hence for taking reasonable steps for the prevention and detection of fraud and other irregularities.

The Directors are also responsible for preparing a Directors' Report that complies with the requirements of the Companies Act 2014 (as amended).

Signed on behalf of the board of Directors:



Director: Bronwyn Wright



Director: Craig Wright

22 June 2022

---

MFG INVESTMENT FUND PLC  
Annual Report and Audited Financial Statements  
For the financial year ended 31 March 2022

---

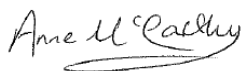
**ANNUAL DEPOSITARY REPORT TO SHAREHOLDERS**

We, Northern Trust Fiduciary Services (Ireland) Limited, appointed Depositary to MFG Investment Fund plc (“the Company”) provide this report solely in favour of the shareholders of the Company for the financial year ended 31 March 2022 (“the Annual Accounting Period”). This report is provided in accordance with the UCITS Regulations – European Communities (Undertakings for Collective Investment in Transferable Securities) Regulations 2019 (SI No 352 of 2011) (as amended), which implemented Directive 2009/65/EU into Irish Law (“the Regulations”). We do not, in the provision of this report, accept nor assume responsibility for any other purpose or person to whom this report is shown.

In accordance with our Depositary obligation as provided for under the Regulations, we have enquired into the conduct of the Company for the Annual Accounting Period and we hereby report thereon to the shareholders of the Company as follows;

We are of the opinion that the Company has been managed during the Annual Accounting Period, in all material respects:

- (i) in accordance with the limitations imposed on the investment and borrowing powers of the Company by the constitutional documents and by the Regulations; and
- (ii) otherwise in accordance with the provisions of the constitutional document and the Regulations.



**For and on behalf of:**  
**Northern Trust Fiduciary Services (Ireland) Limited**

22 June 2022



## **INDEPENDENT AUDITOR'S REPORT TO THE MEMBERS OF MFG INVESTMENT FUND PLC**

### **Report on the audit of the financial statements**

#### **Opinion**

We have audited the financial statements of MFG Investment Fund plc ('the Company') for the year ended 31 March 2022, which comprise the Statement of Comprehensive Income, Statement of Financial Position, Statement of Changes in Net Assets Attributable to Holders of Redeemable Participating Shares, Statement of Cash Flows, Schedule of Investments and notes to the financial statements, including the summary of significant accounting policies set out in note 1. The financial reporting framework that has been applied in their preparation is Irish Law and International Financial Reporting Standards ('IFRS') as adopted by the European Union.

In our opinion the financial statements:

- give a true and fair view of the assets, liabilities and financial position of the Company as at 31 March 2022 and of its profit for the year then ended;
- have been properly prepared in accordance with IFRS as adopted by the European Union; and
- have been properly prepared in accordance with the requirements of the Companies Act 2014, the European Communities (Undertakings for Collective Investment in Transferable Securities) Regulations, 2011, and the Central Bank (Supervision and Enforcement) Act 2013 (Section 48(1)) (Undertakings for Collective Investment in Transferable Securities) Regulations 2019.

#### **Basis for opinion**

We conducted our audit in accordance with International Standards on Auditing (Ireland) (ISAs (Ireland)) and applicable law. Our responsibilities under those standards are further described in the Auditor's Responsibilities for the Audit of the Financial Statements section of our report. We are independent of the Company in accordance with ethical requirements that are relevant to our audit of financial statements in Ireland, including the Ethical Standard issued by the Irish Auditing and Accounting Supervisory Authority (IAASA), and we have fulfilled our other ethical responsibilities in accordance with these requirements.

We believe that the audit evidence we have obtained is sufficient and appropriate to provide a basis for our opinion.

#### **Conclusions relating to going concern**

In auditing the financial statements, we have concluded that the directors' use of the going concern basis of accounting in the preparation of the financial statements is appropriate.

Based on the work we have performed, we have not identified any material uncertainties relating to events or conditions that, individually or collectively, may cast significant doubt on the Company's ability to continue as a going concern for a period of at least twelve months from the date when the financial statements are authorised for issue.

Our responsibilities and the responsibilities of the directors with respect to going concern are described in the relevant sections of this report. However, because not all future events or conditions can be predicted, this statement is not a guarantee as to the company's ability to continue as a going concern.



**INDEPENDENT AUDITOR'S REPORT TO THE MEMBERS OF MFG INVESTMENT FUND PLC  
(continued)**

**Other information**

The directors are responsible for the other information. The other information comprises the information included in the annual report other than the financial statements and our auditor's report thereon. Our opinion on the financial statements does not cover the other information and, except to the extent otherwise explicitly stated in our report, we do not express any form of assurance conclusion thereon.

Our responsibility is to read the other information and, in doing so, consider whether the other information is materially inconsistent with the financial statements or our knowledge obtained in the audit or otherwise appears to be materially misstated. If we identify such material inconsistencies or apparent material misstatements, we are required to determine whether there is a material misstatement in the financial statements or a material misstatement of the other information. If, based on the work we have performed, we conclude that there is a material misstatement of this other information, we are required to report that fact.

We have nothing to report in this regard.

**Opinions on other matters prescribed by the Companies Act 2014**

In our opinion, based solely on the work undertaken in the course of the audit, we report that:

- the information given in the directors' report for the financial year ended for which the financial statements are prepared is consistent with the financial statements; and
- the directors' report has been prepared in accordance with applicable legal requirements.

We have obtained all the information and explanations which, to the best of our knowledge and belief, are necessary for the purposes of our audit.

In our opinion the accounting records of the Company were sufficient to permit the financial statements to be readily and properly audited and the financial statements are in agreement with the accounting records.

**Matters on which we are required to report by exception**

Based on the knowledge and understanding of the company and its environment obtained in the course of the audit, we have not identified material misstatements in the directors' report.

The Companies Act 2014 requires us to report to you if, in our opinion, the disclosures of directors' remuneration and transactions required by sections 305 to 312 of the Act, which relate to disclosures of directors' remuneration and transactions are not complied with by the Company. We have nothing to report in this regard.

**INDEPENDENT AUDITOR'S REPORT TO THE MEMBERS OF MFG INVESTMENT FUND PLC  
(continued)**

**Respective responsibilities**

**Responsibilities of directors for the financial statements**

As explained more fully in the Statement of Director's Responsibilities set out on page 13, the directors are responsible for the preparation of the financial statements in accordance with the applicable financial reporting framework that give a true and fair view, and for such internal control as they determine is necessary to enable the preparation of financial statements that are free from material misstatement, whether due to fraud or error.

In preparing the financial statements, the directors are responsible for assessing the Company's ability to continue as a going concern, disclosing, as applicable, matters related to going concern and using the going concern basis of accounting unless management either intends to liquidate the Company or to cease operations, or has no realistic alternative but to do so.

**Auditor's responsibilities for the audit of the financial statements**

Our objectives are to obtain reasonable assurance about whether the financial statements as a whole are free from material misstatement, whether due to fraud or error, and to issue an auditor's report that includes our opinion. Reasonable assurance is a high level of assurance, but is not a guarantee that an audit conducted in accordance with ISAs (Ireland) will always detect a material misstatement when it exists. Misstatements can arise from fraud or error and are considered material if, individually or in the aggregate, they could reasonably be expected to influence the economic decisions of users taken on the basis of these financial statements.

A further description of our responsibilities for the audit of the financial statements is located on the IAASA's website at: [http://www.iaasa.ie/getmedia/b2389013-1cf6-458b-9b8f-a98202dc9c3a/Description\\_of\\_auditors\\_responsibilities\\_for\\_audit.pdf](http://www.iaasa.ie/getmedia/b2389013-1cf6-458b-9b8f-a98202dc9c3a/Description_of_auditors_responsibilities_for_audit.pdf).

This description forms part of our auditor's report.

**The purpose of our audit work and to whom we owe our responsibilities**

Our report is made solely to the Company's members, as a body, in accordance with section 391 of the Companies Act 2014. Our audit work has been undertaken so that we might state to the Company's members those matters we are required to state to them in an auditor's report and for no other purpose. To the fullest extent permitted by law, we do not accept or assume responsibility to anyone other than the Company and the Company's members, as a body, for our audit work, for this report, or for the opinions we have formed.



Jennifer Fitzpatrick  
for and on behalf of  
Ernst & Young Chartered Accountants and Statutory Audit Firm

Dublin  
Date: 23 June 2022

MFG INVESTMENT FUND PLC  
Annual Report and Audited Financial Statements  
For the financial year ended 31 March 2022

**STATEMENT OF COMPREHENSIVE INCOME**

**For the financial year ended 31 March 2022**

	Note	MFG Global Fund USD '000	MFG Select Infrastructure Fund USD '000	MFG Global Sustainable Fund USD '000	Company Total USD '000
<b>Income</b>					
Net (losses)/gains on financial assets at fair value through profit or loss	4	(3,449)	31,867	(2,749)	25,669
Dividend income		31,325	9,026	940	41,291
<b>Net investment income/(expense)</b>		<b>27,876</b>	<b>40,893</b>	<b>(1,809)</b>	<b>66,960</b>
<b>Expenses</b>					
Investment Manager and distributor fee	5,6	(19,453)	(2,361)	(614)	(22,428)
Transaction costs		(919)	(124)	(24)	(1,067)
<b>Total operating expenses</b>		<b>(20,372)</b>	<b>(2,485)</b>	<b>(638)</b>	<b>(23,495)</b>
<b>Operating profit/(loss) before finance costs</b>		<b>7,504</b>	<b>38,408</b>	<b>(2,447)</b>	<b>43,465</b>
<b>Finance Costs</b>					
Bank interest expense		(15)	(1)	—	(16)
<b>Operating profit/(loss) after finance costs and before taxation</b>		<b>7,489</b>	<b>38,407</b>	<b>(2,447)</b>	<b>43,449</b>
<b>Taxation</b>					
Withholding tax	9	(8,148)	(1,585)	(236)	(9,969)
<b>(Decrease)/increase in net assets attributable to holders of redeemable participating shares from operations</b>		<b>(659)</b>	<b>36,822</b>	<b>(2,683)</b>	<b>33,480</b>

There were no recognised gains or losses in the financial year other than those dealt with in the Statement of Comprehensive Income.

The accompanying notes form an integral part of these Financial Statements.

MFG INVESTMENT FUND PLC  
Annual Report and Audited Financial Statements  
For the financial year ended 31 March 2022

**STATEMENT OF COMPREHENSIVE INCOME (Continued)**

**For the financial year ended 31 March 2021**

	Note	MFG Global Fund USD '000	MFG Select Infrastructure Fund USD '000	MFG Global Sustainable Fund USD '000	Company Total USD '000
<b>Income</b>					
Net gains on financial assets at fair value through profit or loss	4	624,207	39,624	3,833	667,664
Dividend income		30,499	7,108	251	37,858
Bank interest income		–	1	–	1
<b>Net investment income</b>		<b>654,706</b>	<b>46,733</b>	<b>4,084</b>	<b>705,523</b>
<b>Expenses</b>					
Investment Manager and distributor fee	5,6	(19,420)	(1,951)	(150)	(21,521)
Transaction costs		(390)	(118)	(14)	(522)
<b>Total operating expenses</b>		<b>(19,810)</b>	<b>(2,069)</b>	<b>(164)</b>	<b>(22,043)</b>
<b>Operating profit before finance costs</b>		<b>634,896</b>	<b>44,664</b>	<b>3,920</b>	<b>683,480</b>
<b>Finance Costs</b>					
Bank interest expense		(45)	(1)	–	(46)
<b>Operating profit after finance costs and before taxation</b>		<b>634,851</b>	<b>44,663</b>	<b>3,920</b>	<b>683,434</b>
<b>Taxation</b>					
Withholding tax	9	(8,143)	(1,277)	(58)	(9,478)
<b>Increase in net assets attributable to holders of redeemable participating shares from operations</b>		<b>626,708</b>	<b>43,386</b>	<b>3,862</b>	<b>673,956</b>

There were no recognised gains or losses in the financial year other than those dealt with in the Statement of Comprehensive Income.

The accompanying notes form an integral part of these Financial Statements.


MFG INVESTMENT FUND PLC  
Annual Report and Audited Financial Statements  
For the financial year ended 31 March 2022

**STATEMENT OF FINANCIAL POSITION**  
**As at 31 March 2022**

		<b>MFG Global Fund USD '000</b>	<b>MFG Select Infrastructure Fund USD '000</b>	<b>MFG Global Sustainable Fund USD '000</b>	<b>Company Total USD '000</b>
<b>Assets</b>	<b>Note</b>				
Financial assets at fair value through profit or loss:					
- Transferable securities	2.3	1,189,585	304,831	90,378	1,584,794
Cash and cash equivalents	7	106,876	12,121	16,270	135,267
Dividends receivable		375	138	24	537
Receivables for investments sold		—	337	—	337
<b>Total assets</b>		<b>1,296,836</b>	<b>317,427</b>	<b>106,672</b>	<b>1,720,935</b>
<b>Liabilities</b>					
Payables for investments purchased		—	(543)	—	(543)
Bank interest payable		(1)	—	—	(1)
Accrued expenses:					
- Investment Manager and distributor fee payable	5,6	(975)	(204)	(69)	(1,248)
<b>Total liabilities (excluding net assets attributable to holders of redeemable participating shares)</b>		<b>(976)</b>	<b>(747)</b>	<b>(69)</b>	<b>(1,792)</b>
<b>Net assets attributable to holders of redeemable participating shares</b>		<b>1,295,860</b>	<b>316,680</b>	<b>106,603</b>	<b>1,719,143</b>
Number of shares in issue					
Class 1 Accumulating Unhedged USD	3	2,955,150	611,232	94,149	
Class 2 Accumulating Unhedged GBP	3	1,844,527	1,409,326	712,519	
Class 3 Accumulating Unhedged USD	3	—	—	9,900	
Net asset value per share					
Class 1 Accumulating Unhedged USD	8	US\$220.42	US\$157.62	US\$131.28	
Class 2 Accumulating Unhedged GBP	8	£265.38	£118.74	£99.04	
Class 3 Accumulating Unhedged USD	8	—	—	US\$134.44	

\* MFG Global Sustainable Fund Class 2 Accumulating Unhedged GBP was relaunched on 13 October 2021.

The Financial Statements were approved on 22 June 2022 by the Board of Directors and signed on its behalf by:

  
Director: Bronwyn Wright

  
Director: Craig Wright

The accompanying notes form an integral part of these Financial Statements.

MFG INVESTMENT FUND PLC  
Annual Report and Audited Financial Statements  
For the financial year ended 31 March 2022

**STATEMENT OF FINANCIAL POSITION (Continued)**

As at 31 March 2021

		<b>MFG Global Fund USD '000</b>	<b>MFG Select Infrastructure Fund USD '000</b>	<b>MFG Global Sustainable Fund USD '000</b>	<b>Company Total USD '000</b>
	<b>Note</b>				
<b>Assets</b>					
Financial assets at fair value through profit or loss:					
- Transferable securities	2.3	2,311,004	254,864	23,566	2,589,434
Cash and cash equivalents	7	152,249	14,677	2,488	169,414
Dividends receivable		420	261	2	683
Receivables for investments sold		—	339	—	339
<b>Total assets</b>		<b>2,463,673</b>	<b>270,141</b>	<b>26,056</b>	<b>2,759,870</b>
<b>Liabilities</b>					
Bank interest payable		(1)	—	—	(1)
Subscriptions for shares not yet allocated		(17,000)	—	—	(17,000)
Accrued expenses:					
- Investment Manager and distributor fee payable	5,6	(1,756)	(189)	(18)	(1,963)
<b>Total liabilities (excluding net assets attributable to holders of redeemable participating shares)</b>		<b>(18,757)</b>	<b>(189)</b>	<b>(18)</b>	<b>(18,964)</b>
<b>Net assets attributable to holders of redeemable participating shares</b>		<b>2,444,916</b>	<b>269,952</b>	<b>26,038</b>	<b>2,740,906</b>
Number of shares in issue					
Class 1 Accumulating Unhedged USD	3	6,862,859	545,430	197,236	
Class 2 Accumulating Unhedged GBP	3	2,670,214	1,406,548	—	
Class 3 Accumulating Unhedged USD	3	—	—	9,900	
Net asset value per share					
Class 1 Accumulating Unhedged USD	8	US\$220.35	US\$139.11	US\$125.61	
Class 2 Accumulating Unhedged GBP	8	£253.17	£100.01	—	
Class 3 Accumulating Unhedged USD	8	—	—	US\$127.60	

The accompanying notes form an integral part of these Financial Statements.

MFG INVESTMENT FUND PLC  
Annual Report and Audited Financial Statements  
For the financial year ended 31 March 2022

**STATEMENT OF CHANGES IN NET ASSETS ATTRIBUTABLE TO HOLDERS OF REDEEMABLE PARTICIPATING SHARES**

**For the financial year ended 31 March 2022**

	<b>MFG Global Fund USD '000</b>	<b>MFG Select Infrastructure Fund USD '000</b>	<b>MFG Global Sustainable Fund USD '000</b>	<b>Company Total USD '000</b>
<b>Net assets attributable to holders of redeemable participating shares at the beginning of the financial year</b>	2,444,916	269,952	26,038	2,740,906
<b>Redeemable participating share transactions</b>				
Issue of redeemable participating shares during the financial year	26,194	10,406	111,641	148,241
Redemption of redeemable participating shares during the financial year	(1,175,095)	(500)	(28,414)	(1,204,009)
Anti-dilution levy	504	—	21	525
<b>Net (decrease)/increase in net assets from redeemable participating share transactions</b>	<b>(1,148,397)</b>	<b>9,906</b>	<b>83,248</b>	<b>(1,055,243)</b>
(Decrease)/Increase in net assets attributable to holders of redeemable participating shares from operations	(659)	36,822	(2,683)	33,480
<b>Net assets attributable to holders of redeemable participating shares at the end of the financial year</b>	<b>1,295,860</b>	<b>316,680</b>	<b>106,603</b>	<b>1,719,143</b>

The accompanying notes form an integral part of these Financial Statements.

MFG INVESTMENT FUND PLC  
Annual Report and Audited Financial Statements  
For the financial year ended 31 March 2022

**STATEMENT OF CHANGES IN NET ASSETS ATTRIBUTABLE TO HOLDERS OF REDEEMABLE PARTICIPATING SHARES (Continued)**  
For the financial year ended 31 March 2021

	<b>MFG Global Fund USD '000</b>	<b>MFG Select Infrastructure Fund USD '000</b>	<b>MFG Global Sustainable Fund USD '000</b>	<b>Company Total USD '000</b>
<b>Net assets attributable to holders of redeemable participating shares at the beginning of the financial year</b>	2,058,342	204,980	10,176	2,273,498
<b>Redeemable participating share transactions</b>				
Issue of redeemable participating shares during the financial year	85,682	21,586	22,669	129,937
Redemption of redeemable participating shares during the financial year	(325,816)	—	(10,669)	(336,485)
<b>Net (decrease)/increase in net assets from redeemable participating share transactions</b>	<b>(240,134)</b>	<b>21,586</b>	<b>12,000</b>	<b>(206,548)</b>
Increase in net assets attributable to holders of redeemable participating shares from operations	626,708	43,386	3,862	673,956
<b>Net assets attributable to holders of redeemable participating shares at the end of the financial year</b>	<b><u>2,444,916</u></b>	<b><u>269,952</u></b>	<b><u>26,038</u></b>	<b><u>2,740,906</u></b>

The accompanying notes form an integral part of these Financial Statements.



MFG INVESTMENT FUND PLC  
Annual Report and Audited Financial Statements  
For the financial year ended 31 March 2022

**STATEMENT OF CASH FLOWS**

**For the financial year ended 31 March 2022**

	<b>MFG Global Fund USD '000</b>	<b>MFG Infrastructure Fund USD '000</b>	<b>MFG Global Sustainable Fund USD '000</b>	<b>Company Total USD '000</b>
<b>Operating profit/(loss) after finance costs and before taxation</b>	7,489	38,407	(2,447)	43,449
<b>Adjustments to reconcile profit before tax to net cash flows from operating activities:</b>				
Bank interest expense	15	1	–	16
Dividend income	(31,325)	(9,026)	(940)	(41,291)
	<b>(23,821)</b>	<b>29,382</b>	<b>(3,387)</b>	<b>2,174</b>
<b>Working capital adjustments:</b>				
Decrease/(increase) in financial assets at fair value through profit or loss	1,121,419	(49,967)	15,119	1,086,571
Decrease in receivable for investments sold	–	2	–	2
Increase in payable for investments purchased	–	543	–	543
(Decrease)/increase in investment Manager and distributor fee payable	(781)	15	51	(715)
	<b>1,120,638</b>	<b>(49,407)</b>	<b>15,170</b>	<b>1,086,401</b>
Dividend received	31,370	9,149	918	41,437
Bank interest income paid	(15)	(1)	–	(16)
Withholding tax paid	(8,148)	(1,585)	(236)	(9,969)
<b>Net cash provided by operating activities</b>	<b>23,207</b>	<b>7,563</b>	<b>682</b>	<b>31,452</b>
<b>Net cash provided by financing activities</b>				
Subscriptions received	26,194	10,406	29,710	66,310
Payment for redemptions	(1,175,095)	(500)	(28,414)	(1,204,009)
Anti-dilution levy	504	–	21	525
Decrease in subscriptions for shares not yet allocated	(17,000)	–	–	(17,000)
<b>Net cash (used in)/provided by financing activities</b>	<b>(1,165,397)</b>	<b>9,906</b>	<b>1,317</b>	<b>(1,154,174)</b>
Net (decrease)/increase in cash and cash equivalents	(45,373)	(2,556)	13,782	(34,147)
Beginning cash and cash equivalents	152,249	14,677	2,488	169,414
<b>Ending cash and cash equivalents</b>	<b>106,876</b>	<b>12,121</b>	<b>16,270</b>	<b>135,267</b>
<b>Supplementary schedule of non-cash activity</b>				
In specie subscription	–	–	81,931	81,931
	<b>–</b>	<b>–</b>	<b>81,931</b>	<b>81,931</b>
<b>Supplementary cash flow information</b>				
<b>Cash flows from operating activities include:</b>				
Cash received during the year for dividend income	31,370	9,149	918	41,436
Cash received during the year for bank interest income	–	–	–	–
Cash paid during the year for bank interest expense	(15)	(1)	–	(16)
	<b>31,355</b>	<b>9,148</b>	<b>918</b>	<b>41,420</b>

\*Subscriptions received differ from those on the Statement of Changes in Net Assets Attributable to Holders of Redeemable Participating Shares for MFG Global Sustainable Fund due to an in specie transfer of investments of US\$81,930,759 for 683,695 Class 2 Accumulating Unhedged Shares on 13 October 2021.

The accompanying notes form an integral part of these Financial Statements.

MFG INVESTMENT FUND PLC  
Annual Report and Audited Financial Statements  
For the financial year ended 31 March 2022

**STATEMENT OF CASH FLOWS (Continued)**  
**For the financial year ended 31 March 2021**

	<b>MFG Global Fund USD '000</b>	<b>MFG Select Infrastructure Fund USD '000</b>	<b>MFG Global Sustainable Fund USD '000</b>	<b>Company Total USD '000</b>
<b>Operating profit after finance costs and before taxation</b>	634,851	44,663	3,920	683,434
<b>Adjustments to reconcile profit before tax to net cash flows from operating activities:</b>				
Bank interest expense	45	–	–	45
Dividend income	(30,499)	(7,108)	(251)	(37,858)
	<b>604,397</b>	<b>37,555</b>	<b>3,669</b>	<b>645,621</b>
<b>Working capital adjustments:</b>				
Increase in financial assets at fair value through profit or loss	(593,856)	(78,516)	(14,970)	(687,342)
Decrease in receivable for investments sold	7,486	1,962	–	9,448
Decrease in payable for investments purchased	–	(2,324)	–	(2,324)
Increase in Investment Manager and distributor fee payable	285	38	12	335
	<b>(586,085)</b>	<b>(78,840)</b>	<b>(14,958)</b>	<b>(679,883)</b>
Dividend received	30,460	6,961	251	37,672
Bank interest income (paid)/received	(1)	5	–	4
Withholding tax paid	(8,143)	(1,277)	(58)	(9,478)
<b>Net cash provided by operating activities</b>	<b>22,316</b>	<b>5,689</b>	<b>193</b>	<b>28,198</b>
<b>Net cash provided by/(used in) financing activities</b>				
Subscriptions received*	85,682	21,586	12,000	119,268
Payment for redemptions*	(325,816)	–	–	(325,816)
Increase in subscriptions for shares not yet allocated	16,000	–	–	16,000
<b>Net cash (used in)/provided by financing activities</b>	<b>(224,134)</b>	<b>21,586</b>	<b>12,000</b>	<b>(190,548)</b>
Net (decrease)/increase in cash and cash equivalents	(183,506)	(14,010)	904	(196,612)
Beginning cash and cash equivalents	335,755	28,687	1,584	366,026
<b>Ending cash and cash equivalents</b>	<b>152,249</b>	<b>14,677</b>	<b>2,488</b>	<b>169,414</b>
<b>Supplementary schedule of non-cash activity:</b>				
Switch Subscription	–	–	10	10
Switch Redemption	–	–	(10)	(10)
Subscription	–	–	10,659	10,659
Redemption	–	–	(10,659)	(10,659)
	–	–	–	–
<b>Supplementary cash flow information</b>				
<b>Cash flows from operating activities include:</b>				
Cash received during the year for dividend income	30,460	6,961	251	37,672
Cash received during the year for bank interest income	44	6	–	50
Cash paid during the year for bank interest expense	(45)	(1)	–	(46)
	<b>30,459</b>	<b>6,966</b>	<b>251</b>	<b>37,676</b>

\*Subscriptions and Redemptions differ from those on the Statement of Changes in Net Assets Attributable to Holders of Redeemable Participating Shares for MFG Global Sustainable Fund due to a non-cash transaction of US\$10,106 on 30 June 2020 where a shareholder redeemed 90 shares in MFG Global Sustainable Fund Class 3 for US\$10,106 and subscribed for 90.90 shares in MFG Global Sustainable Fund Class 1 for US\$10,106, and where a shareholder redeemed 95,870 shares in MFG Global Sustainable Fund Class 1 for US\$10,658,834 on 30 June 2020 and re-subscribed 95,117 shares in MFG Global Sustainable Fund Class 1 for US\$10,658,834 on 1 July 2020.

The accompanying notes form an integral part of these Financial Statements.

## NOTES TO THE FINANCIAL STATEMENTS

For the financial year ended 31 March 2022

### 1. Significant Accounting Policies

#### 1.1 Statement of compliance

These Financial Statements have been prepared in accordance with International Financial Reporting Standards (“IFRS”) as adopted by the European Union, with Irish Statute comprising the Companies Act 2014 (as amended), with the European Communities (Undertaking for Collective Investment in Transferable Securities) Regulations 2011 (as amended) (the “UCITS Regulations”) and with the Central Bank (Supervision and Enforcement) Act 2013 (Section 48(1)) (Undertakings for Collective Investment in Transferable Securities) Regulations 2019 (the “Central Bank UCITS Regulations”).

#### 1.2 Basis of preparation

The Financial Statements have been prepared under the historical cost convention, as modified by the revaluation of financial assets and financial liabilities (including derivative financial instruments) at fair value through profit or loss.

The significant accounting policies applied in the preparation of these financial statements are set out below. These policies have been consistently applied to all years presented, unless otherwise stated.

#### **New and amended accounting standards in issue that have been adopted:**

The following new and amended standards and interpretations that are effective for the financial period of the Company did not have a material effect on the Financial Statements of the Company.

- COVID-19-Related Rent Concessions (Amendment to IFRS 16) - Effective for annual periods beginning 1 January 2021. In March 2021, the International Accounting Standards Board amended the conditions of the practical expedient in IFRS 16 that provides relief to lessees from applying the IFRS 16 guidance on lease modifications to rent concessions arising as a direct consequence of the COVID-19 pandemic.

- Interest Rate Benchmark Reform - Phase 2 (Amendments to IFRS 9, IAS 39, IFRS 7, IFRS 4 ‘Insurance Contracts’ (“IFRS 4”) and IFRS 16 ‘Leases’ (“IFRS 16”)) addresses issues that might affect financial reporting after the reform of an interest rate benchmark, including its replacement with alternative benchmark rates.

There are no other standards, amendments to standards or interpretations that are effective for the financial period of the Company that have a significant impact on the Company's financial position, performance or disclosures in its financial statements.

#### **Accounting standards in issue that are not yet effective and have not been early adopted:**

The Company has not early adopted any accounting standard, interpretation or amendment that has been issued but is not yet effective at the reporting date. No accounting standards, interpretations or amendments that have been issued are expected to have a material impact on the Company's financial statements.

#### 1.3 Critical accounting estimates and judgements

The preparation of Financial Statements in conformity with IFRS requires management to make judgements, estimates and assumptions that affect the application of policies and reported amounts of assets and liabilities, income and expenses. The estimates and associated assumptions are based on historical experience and various other factors that are believed to be reasonable under the circumstances, the results of which form the basis of the judgements about carrying values of assets and liabilities that are not readily apparent from other sources. Actual results may differ from these estimates.

Uncertainties exist with respect to the interpretation of complex tax regulations and changes in tax laws on foreign withholding tax. Given the wide range of international investments, differences arising between the actual investment income and the assumptions made, or future changes to such assumptions, could necessitate future adjustments to tax expense already recorded. The Funds established provisions, based on reasonable estimates, for possible consequences of audits by the tax authorities of the respective countries in which it invests. The amounts of such provisions are based on various factors, such as experience of previous tax audits and differing interpretations of tax regulations by the taxable entity and the responsible tax authority. Such differences of interpretation may arise on a wide variety of issues depending on the conditions prevailing in the respective investment's domicile. As the Funds assess the probability for litigation and subsequent cash outflow with respect to taxes as remote, no contingent liability has been recognised.

## NOTES TO THE FINANCIAL STATEMENTS

### For the financial year ended 31 March 2022 (Continued)

#### 1. Significant Accounting Policies (Continued)

##### 1.4 Going concern

The Company's management has made an assessment of the Company's ability to continue as a going concern and is satisfied that the Company has the resources to continue in business for the foreseeable future and at least 12 months from the date these financial statements were approved. Furthermore, management is not aware of any material uncertainties that may cast significant doubt upon the Company's ability to continue as a going concern. Therefore, the Financial Statements continue to be prepared on a going concern basis.

##### 1.5 Financial instruments

###### *Classification*

In accordance with IFRS 9, the Company classifies its financial assets and financial liabilities at initial recognition into the categories of financial assets and financial liabilities discussed below. In applying that classification, a financial asset or financial liability is considered to be held for trading if:

- a) It is acquired or incurred principally for the purpose of selling or repurchasing it in the near term; or
- b) On initial recognition, it is part of a portfolio of identified financial instruments that are managed together and for which, there is evidence of a recent actual pattern of short-term profit-taking; or
- c) It is a derivative (except for a derivative that is a financial guarantee contract or a designated and effective hedging instrument)

The Company classifies its financial assets as subsequently measured at amortised cost or measured at Fair Value through Profit and Loss ("FVTPL") on the basis of both:

- The entity's business model for managing the financial assets
- The contractual cash flow characteristics of the financial assets

Financial assets measured at FVTPL

A financial asset is measured at FVTPL if:

- Its contractual terms do not give rise to cash flows on specified dates that are Solely Payments of Principal and Interest ("SPPI") on the principal amount outstanding; or
- It is not held within a business model whose objective is either to collect contractual cash flows, or to both collect contractual cash flows and sell; or
- At initial recognition, it is irrevocably designated as measured at FVTPL when doing so eliminates or significantly reduces a measurement or recognition inconsistency that would otherwise arise from measuring assets or liabilities or recognising the gains and losses on them on different bases.

The Company classifies its financial assets as subsequently measured at amortised cost or measured at FVTPL on the basis of both:

- The entity's business model for managing the financial assets
- The contractual cash flow characteristics of the financial asset

The Company includes in this category instruments which are held for trading.

The valuation policy as set out in the Company's prospectus states that the assets and liabilities of the Fund's will be valued as follows:

The value of any investments quoted, listed or dealt in on a Regulated Market shall be calculated by reference to the last traded price as at the relevant Valuation Point, provided that the value of any investment listed or dealt in on a Regulated Market but acquired or traded at a premium or at a discount outside the relevant market may be valued taking into account the level of premium or discount as at the date of valuation of the investment provided that the Depositary must be satisfied that the adoption of such a procedure is justifiable in the context of establishing the probable realisation value of the security.

Where such investment is quoted, listed or dealt in on more than one Regulated Market, the price will be the last traded price on the exchange which constitutes the main Regulated Market for such security or the one which the Manager or their delegate determine provides the fairest criteria in ascribing a value to such security.

## NOTES TO THE FINANCIAL STATEMENTS

### For the financial year ended 31 March 2022 (Continued)

#### 1. Significant Accounting Policies (Continued)

##### 1.5 Financial instruments (Continued)

###### *Classification (continued)*

The value of any investment which is not quoted, listed or dealt in on a Regulated Market or of any investment which is normally quoted, listed or dealt in on a Regulated Market but in respect of which no price is currently available or the current price of which does not in the opinion of the Manager reflects the fair market value thereof in the context of currency, marketability, dealing costs and/or such other considerations as are deemed relevant, shall be the probable realisation value estimated with care and in good faith by (i) the Manager or (ii) by a competent person appointed by the Manager and approved for such purpose by the Depositary. In determining the probable realisation value of any such investment, the Manager may accept a certified valuation from a competent independent person, or in the absence of any independent person, (notwithstanding that the Investment Manager has an interest in the valuation), the Investment Manager, who in each case shall be approved by the Depositary to value the relevant securities.

###### *Financial assets measured at amortised cost*

A financial asset is measured at amortised cost if it is held within a business model whose objective is to hold financial assets in order to collect contractual cash flows and its contractual terms give rise on specified dates to cash flows that are SPPI on the principal amount outstanding. The Company includes in this category cash and cash equivalents, dividends receivable and receivable for investments sold.

###### *Financial liabilities measured at amortised cost*

This category includes all financial liabilities, other than those measured at FVTPL. The Company includes in this category payables for investments purchased, bank interest payable, subscription for shares not yet allotted and accrued expenses.

###### *Recognition and Measurement*

The Company recognises financial assets and financial liabilities on the date it becomes party to the contractual provisions of the instrument. Transactions are recognised using trade date accounting.

Financial assets and liabilities categorised as at FVTPL, are measured initially at fair value, with transaction costs for such instruments being recognised directly in the Statement of Comprehensive Income.

###### *Subsequent Measurement*

Subsequent to initial measurement, all financial assets and financial liabilities at FVTPL are measured at fair value. Gains and losses arising from changes in the fair value of the FVTPL category are presented in the Statement of Comprehensive Income within 'Net gain on financial assets and liabilities at fair value through profit or loss' in the period in which they arise.

Fair value is the price that would be received to sell the asset or transfer the liability in an orderly transaction between market participants. In determining fair value, securities which are quoted, listed or traded on a recognised exchange will be valued at the last traded price (or, if no last traded price is available, at the midmarket price). Where a security is listed or dealt in on more than one recognised exchange the relevant exchange or market shall be the principal stock exchange or market on which the security is listed or dealt on or the exchange or market which the Directors determine provides the fairest criteria in determining a value for the relevant investment.

The value of any security which is not quoted, listed or dealt in on a recognised exchange, or which is so quoted, listed or dealt but for which no such quotation or value is available or the available quotation or value is not representative of the fair market value, shall be the probable realisation value as estimated with care and good faith by (i) the Directors or (ii) a competent person, firm or corporation (including the Investment Manager) selected by the Directors and approved for the purpose by the Depositary.

Subsequent changes in the fair value of financial instruments at FVTPL, are recognised in Net (losses)/gains on financial assets at fair value through profit or loss in the Statement of Comprehensive Income.

###### *Derecognition*

The Company derecognises a financial asset when the contractual rights to the cash flows from the financial asset expire or it transfers the financial asset and the transfer qualifies for derecognition in accordance with IFRS 9.

The Company derecognises a financial liability when the obligation specified in the contract is discharged, cancelled or expires.

On derecognition of a financial asset, the difference between the carrying amount of the asset (or the carrying amount allocated to the portion of the asset that is derecognised) and the consideration received (including any new asset obtained less any new liability assumed) is recognised in the Statement of Comprehensive Income. Any interest in such transferred financial assets that is created or retained by the Fund is recognised as a separate asset or liability.

## NOTES TO THE FINANCIAL STATEMENTS

### For the financial year ended 31 March 2022 (Continued)

#### 1. Significant Accounting Policies (Continued)

##### 1.5 Financial instruments (Continued)

###### *Derecognition (continued)*

The Company uses the first in-first out ("FIFO") method to determine realised gains and losses on derecognition.

###### *Impairment*

IFRS 9 requires the Company to record an expected credit loss ("ECL") on all of its transferable securities, loans and trade receivables, either on a 12-month or lifetime basis. Given the limited exposure of the Company to credit risk, this does not have a material impact on the financial statements.

###### *Hedge accounting*

The Company has not applied hedge accounting under IFRS 9.

##### 1.6 Functional currency and foreign currency translation

The functional and presentation currency of the Company and each Fund is US Dollar ("USD" or "US\$") as that is the currency in which the majority of the capital activities of the Funds are denominated. The primary statements are presented to the nearest thousand (USD '000).

Assets and liabilities expressed in foreign currencies will be converted into the functional currency of the Company using the exchange rates prevailing as at the Statement of Financial Position date. Transactions in foreign currencies are translated into USD at exchange rates ruling on the transaction dates.

##### 1.7 Use of estimates

The estimates and underlying assumptions are reviewed on an ongoing basis. Revisions to accounting estimates are recognised in the financial year in which the estimate is revised if the revision affects only that period, or in the period of the revision and future periods if the revision affects both current and future periods.

##### 1.8 Cash and cash equivalents

Cash and cash equivalents includes deposits held at call with banks and other short-term investments in an active market with original maturities of three months or less and bank overdrafts readily convertible to known amounts of cash and which are subject to insignificant changes in value and are held for the purpose of meeting short-term cash commitments rather than for investment or other purposes.

##### 1.9 Redeemable participating shares

The Funds may issue three classes of redeemable participating shares, which are redeemable at the holder's option and do not have identical features. Such shares are classified as financial liabilities in the Statement of Financial Position in accordance with IAS 32. Redeemable participating shares can be put back to the Funds at any dealing date for cash equal to a proportionate share of each Fund's net asset value attributable to the share class.

Redeemable participating shares are issued and redeemed at the holder's option at prices based on each Fund's net asset value per share at the time of issue or redemption.

The net asset value per share for each class in each Fund is calculated by dividing the net assets attributable to the holders of each class of redeemable participating shares with the total number of outstanding redeemable participating shares for each respective class.

##### 1.10 Receivables for investments sold

Receivables for investments sold but not settled at balance date are measured at fair value. Receivables for investments sold are usually settled between two and five days after trade date.

##### 1.11 Payables for investments purchased

Payables for investments purchased but not settled at balance date are measured at fair value. Payables for investments purchased are usually settled between two and five days after trade date.



## NOTES TO THE FINANCIAL STATEMENTS

### For the financial year ended 31 March 2022 (Continued)

#### 1. Significant Accounting Policies (Continued)

##### 1.12 Income and expenses

Interest income and expense are accounted for on an accrual basis. Dividend income is recognised in the Statement of Comprehensive Income on the date on which the relevant securities are listed as “ex-dividend”. Dividend income is shown gross of any non-recoverable withholding tax, which is disclosed separately in the Statement of Comprehensive Income. Operating expenses of the Company are expensed in the financial period to which they relate on an accrual basis.

##### 1.13 Transaction costs

Transaction costs are costs incurred to acquire financial assets or liabilities at fair value through profit or loss. They include fees and commissions paid to agents, advisers, brokers and dealers. Transaction costs, when incurred, are immediately recognised in the Statement of Comprehensive Income as an expense.

##### 1.14 Distributions

It is not the current intention to declare or distribute dividends in respect of the accumulating shares. The net income earned per accumulating share will be accumulated and reinvested on behalf of the Shareholders of accumulating shares.

##### 1.15 Offsetting financial instruments

Financial assets and liabilities are offset and the net amount reported in the Statement of Financial Position when, and only when, there is a legally enforceable right to offset the recognised amounts and there is an intention to settle on a net basis, or realise the assets and settle the liability simultaneously.

##### 1.16 Taxation

The Company may incur withholding taxes imposed by certain countries on investment income and capital gains. Such income or gains are recorded gross of withholding taxes in the Statement of Comprehensive Income. Withholding taxes are shown as a separate item in the Statement of Comprehensive Income.

##### 1.17 Subscriptions for shares not yet allocated

Subscriptions for shares not yet allocated are proceeds for Subscriptions received in advance by the Fund.

##### 1.18 Anti-dilution levy

The Directors may, where there are net subscriptions and/or net redemptions, charge an anti-dilution levy of up to 0.5% of the Issue Price or Redemption Price, as applicable, to enable the Fund to recover the costs of acquiring Fund assets upon an investor's subscription for Shares or the costs of liquidating Fund assets upon an investor's redemption of Shares. The anti-dilution levy will be paid to the Fund for the benefit of all Shareholders and will not be paid to the Investment Manager. The anti-dilution levy will be charged to cover dealing costs and to preserve the value of the underlying assets of the Fund in circumstances where the Directors believe it is necessary to prevent an adverse effect on the value of the assets of the Fund and will be added to the Issue Price and accordingly reduce the number of Shares received by the investor, or will be deducted from the Redemption Price and accordingly reduce the Redemption Proceeds received by a Shareholder redeeming Shares from the Fund. The anti-dilution levy may be reduced or waived, either generally or in any specific case, to take account of actual expected costs. Anti-dilution levy for the financial year ended 31 March 2002 is disclosed in the Statement of Changes in Net Assets Attributable to Holders of Redeemable Participating Shares.

#### 2. Risks

##### 2.1 Financial risks

The Company's activities expose it to a variety of financial risks: market risk (including price risk, currency risk and interest rate risk), liquidity risk and credit risk.

The Company's overall risk management process seeks to maximise the returns derived for the level of risk to which the Company is exposed and seeks to minimise potential adverse effects on the Company's financial performance. The Investment Manager selects the assets which each Fund will invest in, and does this in accordance with the respective investment objective and policy of each Fund. The value of investments and the income from them, and therefore the value of and income from Shares relating to each Fund, will be closely linked to the performance of such investments. Investments made by the Investment Manager will be speculative and an investment in an investment fund involves a degree of risk.

## NOTES TO THE FINANCIAL STATEMENTS

For the financial year ended 31 March 2022 (Continued)

### 2. Risks (Continued)

#### 2.1 Financial risks (Continued)

##### (a) Market Risk

###### *Price Risk*

The Company is exposed to equity securities price risk. This arises from investments held by the Company for which prices in the future are uncertain.

Where investments are denominated in currencies other than USD, the price initially expressed in foreign currency and then converted into USD will also fluctuate because of changes in foreign exchange rates. 'Foreign exchange risk' below, sets out how this component of price risk is managed and measured.

The Investment Manager seeks to ensure that each investment is consistent with the Company's requirements for prudent risk management. The Investment Manager believes that the primary risk management tool is the investment process. Each Fund aims to hold 20 to 40 stocks. The size and diversification of each portfolio is sufficient to ensure the Funds' returns are not overly correlated to a single company, industry specific or macroeconomic risk but the returns of each portfolio are not expected to be perfectly correlated to any market or sector index.

At 31 March 2022, the fair values of investments exposed to price risk are set out in the Schedule of Investments for each Fund. The largest exposure to any one individual equity position at the year end was 8.25% (31 March 2021: 7.25%) of the net asset value of the MFG Global Fund and 6.67% (31 March 2021: 6.59%) of the net asset value of the MFG Select Infrastructure Fund and 7.67% (31 March 2021: 7.50%) of the net asset value of the MFG Global Sustainable Fund.

The following table demonstrates the impact on net assets attributable to holders of redeemable participating shares of a 10% increase in price of the financial assets at fair value through profit or loss to which the Funds had exposure, with all other variables held constant.

	As at 31 March 2022 USD '000	As at 31 March 2021 USD '000
MFG Global Fund	118,959	231,100
MFG Select Infrastructure Fund	30,483	25,486
MFG Global Sustainable Fund	9,038	2,357

Conversely, if the price of financial assets at fair value through profit or loss to which the Funds had exposure had decreased by 10%, with all other variables held constant, this would have an equal but opposite effect on the net assets attributable to holders of redeemable participating shares of each Fund. 10% represents the Investment Manager's best estimate of a reasonable possible shift in price of the investments. Actual trading results may differ from this sensitivity analysis and this difference may be material.

###### *Foreign Exchange Risk*

The Company operates internationally and holds monetary assets denominated in currencies other than USD, the functional currency. Foreign currency risk arises as the value of future transactions, recognised monetary assets and monetary liabilities denominated in other currencies fluctuate due to changes in foreign exchange rates.

The Company is managed on an unhedged basis and therefore the returns of each Fund are exposed to changes in exchange rates relative to the USD.



MFG INVESTMENT FUND PLC  
Annual Report and Audited Financial Statements  
For the financial year ended 31 March 2022

**NOTES TO THE FINANCIAL STATEMENTS**

**For the financial year ended 31 March 2022 (Continued)**

**2. Risks (Continued)**

**2.1 Financial risks (Continued)**

**(a) Market Risk (Continued)**

*Foreign Exchange Risk (Continued)*

The table below provides each Fund's exposure to currency risk.

**31 March 2022**

<b>MFG Global Fund</b>	<b>Monetary assets exposure USD '000</b>	<b>Monetary liabilities exposure USD '000</b>	<b>Total exposure USD '000</b>	<b>FX rate sensitivity</b>	<b>FX rate sensitivity USD '000</b>
Australian Dollar (AUD)	7	—	7	5.00%	—
Euro (EUR)	76,378	—	76,378	5.00%	3,819
Hong Kong Dollar (HKD)	6	—	6	5.00%	—
Swiss Franc (CHF)	99,117	(1)	99,116	5.00%	4,956
UK Pound Sterling (GBP)	103,788	—	103,788	5.00%	5,189
	<u>279,296</u>	<u>(1)</u>	<u>279,295</u>		<u>13,964</u>

<b>MFG Select Infrastructure Fund</b>	<b>Monetary assets exposure USD '000</b>	<b>Monetary liabilities exposure USD '000</b>	<b>Total exposure USD '000</b>	<b>FX rate sensitivity</b>	<b>FX rate sensitivity USD '000</b>
Australian Dollar (AUD)	31,705	—	31,705	5.00%	1,585
Canadian Dollar (CAD)	10,780	—	10,780	5.00%	539
Euro (EUR)	70,207	(543)	69,664	5.00%	3,483
New Zealand Dollar (NZD)	3,243	—	3,243	5.00%	162
Swiss Franc (CHF)	21	—	21	5.00%	1
UK Pound Sterling (GBP)	31,146	—	31,146	5.00%	1,557
	<u>147,102</u>	<u>(543)</u>	<u>146,559</u>		<u>7,327</u>

<b>MFG Global Sustainable Fund</b>	<b>Monetary assets exposure USD '000</b>	<b>Monetary liabilities exposure USD '000</b>	<b>Total exposure USD '000</b>	<b>FX rate sensitivity</b>	<b>FX rate sensitivity USD '000</b>
Australian Dollar (AUD)	1	—	1	5.00%	—
Euro (EUR)	12,829	—	12,829	5.00%	641
Hong Kong Dollar (HKD)	7	—	7	5.00%	—
Swiss Franc (CHF)	7,613	—	7,613	5.00%	381
UK Pound Sterling (GBP)	3,514	—	3,514	5.00%	176
	<u>23,964</u>	<u>—</u>	<u>23,964</u>		<u>1,198</u>

**31 March 2021**

<b>MFG Global Fund</b>	<b>Monetary assets exposure USD '000</b>	<b>Monetary liabilities exposure USD '000</b>	<b>Total exposure USD '000</b>	<b>FX rate sensitivity</b>	<b>FX rate sensitivity USD '000</b>
Australian Dollar (AUD)	7	—	7	5.00%	—
Euro (EUR)	134,101	—	134,101	5.00%	6,705
Hong Kong Dollar (HKD)	121,685	—	121,685	5.00%	6,084
Swiss Franc (CHF)	172,217	(1)	172,216	5.00%	8,611
UK Pound Sterling (GBP)	105,257	—	105,257	5.00%	5,263
	<u>533,267</u>	<u>(1)</u>	<u>533,266</u>		<u>26,663</u>

MFG INVESTMENT FUND PLC  
Annual Report and Audited Financial Statements  
For the financial year ended 31 March 2022

**NOTES TO THE FINANCIAL STATEMENTS**

**For the financial year ended 31 March 2022 (Continued)**

**2. Risks (Continued)**

**2.1 Financial risks (Continued)**

**(a) Market Risk (Continued)**

*Foreign Exchange Risk (Continued)*

**31 March 2021 (Continued)**

<b>MFG Select Infrastructure Fund</b>	<b>Monetary assets exposure USD '000</b>	<b>Monetary liabilities exposure USD '000</b>	<b>Total exposure USD '000</b>	<b>FX rate sensitivity</b>	<b>FX rate sensitivity USD '000</b>
Australian Dollar (AUD)	43,140	–	43,140	5.00%	2,157
Canadian Dollar (CAD)	13,490	–	13,490	5.00%	674
Euro (EUR)	51,572	–	51,572	5.00%	2,579
New Zealand Dollar (NZD)	3,160	–	3,160	5.00%	158
Swiss Franc (CHF)	21	–	21	5.00%	1
UK Pound Sterling (GBP)	16,277	–	16,277	5.00%	814
	<u>127,660</u>	<u>–</u>	<u>127,660</u>		<u>6,383</u>

<b>MFG Global Sustainable Fund</b>	<b>Monetary assets exposure USD '000</b>	<b>Monetary liabilities exposure USD '000</b>	<b>Total exposure USD '000</b>	<b>FX rate sensitivity</b>	<b>FX rate sensitivity USD '000</b>
Euro (EUR)	3,629	–	3,629	5.00%	181
Hong Kong Dollar (HKD)	924	–	924	5.00%	46
Swiss Franc (CHF)	1,792	–	1,792	5.00%	90
UK Pound Sterling (GBP)	1,074	–	1,074	5.00%	54
	<u>7,419</u>	<u>–</u>	<u>7,419</u>		<u>371</u>

The preceding table also summarises the sensitivity of each Fund's monetary assets and liabilities to changes in foreign exchange movements at 31 March 2022 and 31 March 2021.

The analysis is based on the assumptions that the relevant foreign exchange rate increased by 5%, with all other variables held constant. This represents the Investment Manager's best estimate of a reasonable possible shift in the foreign exchange rates, having regard to historical volatility of those rates, and is not intended to be predictive. A decrease of 5%, with all other variables held constant, would have an equal but opposite effect.

*Interest Rate Risk*

Interest rate risk arises from the effects of fluctuations in the prevailing levels of markets interest rates on the fair value of financial assets and liabilities and future cash flow. As equity funds do not invest in interest-bearing securities, the Funds do not have a significant exposure to interest rate risk. Excess cash and cash equivalents are invested at short term market interest rates thus contributing very little to fair value interest rate risk, however, such balances are exposed to cash flow interest rate risks. Balances exposed to cash flow interest rate risks are the cash and cash equivalent amounts disclosed in the Statement of Financial Position.

During the year, the Investment Manager increased the interest rate risk assumption to 1% (31 March 2021: 1%). This increase reflects the changing economic environment in which the Company operates.

If interest rates across all currencies had increased by 1%, with all other variables held constant, this would have increased net assets attributable to holders of redeemable shares of each Fund as follows:

	<b>As at 31 March 2022 USD '000</b>	<b>As at 31 March 2021 USD '000</b>
MFG Global Fund	1,069	1,522
MFG Select Infrastructure Fund	121	147
MFG Global Sustainable Fund	163	25

A decrease of 1%, with all other variables held constant, would have an equal but opposite effect.

## NOTES TO THE FINANCIAL STATEMENTS

### For the financial year ended 31 March 2022 (Continued)

#### 2. Risks (Continued)

##### 2.1 Financial risks (Continued)

###### (b) Liquidity Risk

Liquidity risk is the risk that the Company may not be able to generate sufficient cash resources to settle its obligations in full as they fall due or can only do so on terms that are materially disadvantageous.

A Fund's liabilities arise primarily through its exposure to redemption of shares that Shareholders wish to sell. The Investment Manager endeavours to manage the Funds' investments, including cash, to meet its liabilities. However, investments may need to be sold if insufficient cash is available to finance such redemptions.

Each Fund invests primarily in securities which are readily realisable. As a result, under ordinary circumstances each Fund is likely to be able to liquidate its investments quickly at an amount close to their fair value in order to meet its liquidity requirements. In addition, from 30 September 2020, the Company has adopted the European Securities and Markets Authority ("ESMA") Guidelines on Liquidity stress testing in UCITS and AIFs issued in July 2020 and has enhanced its liquidity stress testing and policy, where appropriate in line with the ESMA guidance.

During the financial year, global share markets experienced significantly increased price volatility as a result of COVID-19, during this time each Fund continued its strategy to monitor at a strategy and individual level daily for each Fund. No difficulties were encountered in generating cash to settle each Fund's obligations. The Investment Manager endeavours to manage each Fund's investments, including cash to meet its liabilities.

All of the liabilities of the Company as at 31 March 2022 and 31 March 2021, as shown in the Statement of Financial Position, fall due within one month of the financial year end.

###### (c) Credit Risk, Depositary and Title Risk

Credit risk is the risk that one party to a financial instrument will cause a financial loss for the other party by failing to discharge an obligation. The Company's exposure to credit risk is the value of cash and cash equivalents disclosed in the Statement of Financial Position.

Northern Trust Fiduciary Services (Ireland) Limited ("NTFSIL") is the appointed Depositary of the Funds, responsible for the safe-keeping of assets. NTFSIL has appointed The Northern Trust Company ("TNTC") as its global sub-custodian. Both NTFSIL and TNTC are wholly owned subsidiaries of Northern Trust Corporation ("NTC"). As at year-end date 31 March 2022 NTC had a long term credit rating from Standard & Poor's of A+ (31 March 2021: A+).

TNTC (as global sub-custodian of NTFSIL) does not appoint external sub-custodians within the U.S., the U.K., Ireland, Canada, Belgium, France, Germany, Netherlands and Saudi Arabia. However, in all other markets, TNTC appoints local external sub-custodians.

NTFSIL, in the discharge of its depositary duties, verifies the Fund's ownership of Other Assets, (as defined under Other Assets,), by assessing whether the Fund holds the ownership based on information or documents provided by the Fund or where available, on external evidence.

TNTC, in the discharge of its delegated depositary duties, holds in custody (i) all financial instruments that may be registered in a financial instruments account opened on the books of TNTC and (ii) all financial instruments that can be physically delivered to TNTC. TNTC ensures all financial instruments (held in a financial instruments account on the books of TNTC) are held in segregated accounts in the name of the Fund, clearly identifiable as belonging to the Fund, and distinct and separately from the proprietary assets of TNTC, NTFSIL and NTC.

In addition TNTC, as banker, holds cash of the Funds on deposit. As at 31 March 2022, cash held by the company amounted to USD 135,266,759 (31 March 2021: USD 169,413,829). MFG Global Fund held USD 106,876,238 (31 March 2021: USD 152,248,702), MFG Select Infrastructure Fund held USD 12,121,022 (31 March 2021: USD 14,677,331) and MFG Global Sustainable Fund held USD 16,269,499 (31 March 2021: USD 2,487,796). Such cash is held on the Statement of Financial Position of TNTC. In the event of insolvency of TNTC, in accordance with standard banking practice, the Funds will rank as an unsecured creditor of TNTC in respect of any cash deposits.

Insolvency of NTFSIL and or one of its agents or affiliates may cause the Fund's rights with respect to its assets to be delayed.

The Directors manage risk by monitoring the credit quality and financial position of the Depositary and such risk is further managed by the Depositary monitoring the credit quality and financial positions of sub-custodian appointments.

## NOTES TO THE FINANCIAL STATEMENTS

### For the financial year ended 31 March 2022 (Continued)

## 2. Risks (Continued)

### 2.2 Capital Risk Management

The capital of the Company is represented by the net assets attributable to holders of redeemable participating shares. The amount of net assets attributable to holders of redeemable participating shares can change significantly on a daily basis, as each Fund is subject to daily subscriptions and redemptions at the discretion of Shareholders. The Company's objective when managing capital is to safeguard the Company's ability to continue as a going concern in order to provide returns for Shareholders and maintain a strong capital base to support the investment activities of the Company. The Company does not have any externally imposed capital requirements.

The Directors may determine to redeem all the outstanding shares of each Fund in the event that the Fund's Net Asset Value falls below USD 100 million or such amount as may be determined by the Directors from time to time and notified in advance to Shareholders.

### 2.3 Fair Value Estimation

The Company's accounting policies in relation to measuring financial assets and financial liabilities at fair value through profit or loss are set out in Note 1.5 above.

The Company classifies fair value measurements using a fair value hierarchy that reflects the significance of the inputs used in making the measurements. The fair value hierarchy has the following levels:

- Level 1 inputs are quoted prices (unadjusted) in active markets for identical assets or liabilities that the Company can access at the measurement date;
- Level 2 inputs are inputs other than quoted prices included within Level 1 that are observable for the asset or liability, either directly or indirectly; and
- Level 3 inputs are unobservable inputs for the asset or liability.

The level in the fair value hierarchy within which the fair value measurement is categorised in its entirety is determined on the basis of the lowest level input that is significant to the fair value measurement in its entirety. For this purpose, the significance of an input is assessed against the fair value measurement in its entirety. If a fair value measurement uses observable inputs that require significant adjustment based on unobservable inputs, that measurement is a Level 3 measurement. Assessing the significance of a particular input to the fair value measurement in its entirety requires judgement, considering factors specific to the asset or liability.

The determination of what constitutes "observable" requires significant judgement by the Company. The Company considers observable data to be that market data that is readily available, regularly distributed or updated, reliable and verifiable, not proprietary, and provided by independent sources that are actively involved in the relevant market.

Investments whose values are based on quoted market prices in active markets, and are therefore classified within Level 1, comprise equity securities which are quoted, listed or traded on a recognised exchange and on-market renounceable subscription rights. The Company does not adjust the quoted price for these instruments.

Financial instruments that trade in markets that are not considered to be active but are valued based on quoted market prices, dealer quotations or alternative pricing sources supported by observable inputs are classified within Level 2. These comprise off-market renounceable subscription rights. As Level 2 investments include positions that are not traded in active markets and/or are subject to transfer restrictions, valuations may be adjusted to reflect illiquidity and/or non-transferability, which are generally based on available market information.

Investments classified within Level 3 have significant unobservable inputs, as they trade infrequently.

The financial assets of the Company are classified as Level 1, being exchange traded equity securities with observable prices in active markets (31 March 2021: Level 1). The Company does not adjust the quoted price for such investments. As at 31 March 2022 the Company does not hold any Level 2 or Level 3 financial assets (31 March 2021: None).

Carrying amounts of all financial assets and financial liabilities, not measured at fair value, approximate their fair values at the reporting date.

There were no transfers between levels during the current financial year or in the prior financial year.

MFG INVESTMENT FUND PLC  
Annual Report and Audited Financial Statements  
For the financial year ended 31 March 2022

**NOTES TO THE FINANCIAL STATEMENTS**

**For the financial year ended 31 March 2022 (Continued)**

**3. Share Capital**

The authorised share capital of the Company is 1,000,000,000,000 shares initially designated as unclassified shares (the “Shares”). The subscriber shares in issue is EUR 2 represented by 2 shares, these were issued for the purposes of the incorporation of the Company. The subscriber shares do not form part of the Net Asset Value of the Company and are thus disclosed in the financial statements by way of this note only.

The Directors are generally and unconditionally authorised to exercise all powers of the Company to allot relevant securities, including fractions thereof, up to an amount equal to the authorised but as yet unissued share capital of the Company.

The rights attached to any Class may be varied or abrogated with the consent in writing of the Shareholders of three-fourths in number of the issued Shares of that Class, or with the sanction of a special resolution passed at a separate general meeting of the Shareholders of the Shares of the Class. These may be so varied or abrogated either whilst the Company is a going concern or during or in contemplation of a winding-up but such consent or sanction will not be required in the case of a variation, amendment or abrogation of the rights attached to any Shares of any Class if, in the view of the Directors, such variation, amendment or abrogation does not materially prejudice the interests of the relevant Shareholders or any of them.

Holders to any class or classes of shares are entitled to one vote per share held at meetings of Shareholders or by proxy. Shareholders who hold a fraction of a Share do not carry voting rights.

The shares issued in each Fund will rank pari passu with each other in all respects provided that they may differ as to certain matters including currency of denomination, hedging strategies if any applied to the currency of a particular class, dividend policy, voting rights, return of capital, the level of fees and expenses to be charged, subscription or redemption procedures or the minimum subscription, minimum holding and minimum transaction size applicable.

During the financial year ended 31 March 2022, the number of shares issued, redeemed and outstanding was as follows:

	Shares in issue at start of financial year	Shares subscribed	Shares redeemed	Shares in issue at end of financial year
<b>MFG Global Fund</b>				
Class 1 Accumulating Unhedged USD	6,862,859	87,653	(3,995,362)	2,955,150
Class 2 Accumulating Unhedged GBP	2,670,214	17,571	(843,259)	1,844,526
<b>MFG Select Infrastructure Fund</b>				
Class 1 Accumulating Unhedged USD	545,430	69,199	(3,398)	611,231
Class 2 Accumulating Unhedged GBP	1,406,548	2,778	–	1,409,326
<b>MFG Global Sustainable Fund</b>				
Class 1 Accumulating Unhedged USD	197,236	105,302	(208,389)	94,149
Class 2 Accumulating Unhedged GBP*	–	712,519	–	712,519
Class 3 Accumulating Unhedged USD	9,900	–	–	9,900

\* The Class 2 Accumulating Unhedged GBP was relaunched on 13 October 2021.

MFG INVESTMENT FUND PLC  
Annual Report and Audited Financial Statements  
For the financial year ended 31 March 2022

**NOTES TO THE FINANCIAL STATEMENTS**

**For the financial year ended 31 March 2022 (Continued)**

**3. Share Capital (Continued)**

During the financial year ended 31 March 2021, the number of shares issued, redeemed and outstanding was as follows:

	Shares in issue at start of financial year	Shares subscribed	Shares redeemed	Shares in issue at end of financial year
<b>MFG Global Fund</b>				
Class 1 Accumulating Unhedged USD	7,876,508	433,060	(1,446,709)	6,862,859
Class 2 Accumulating Unhedged GBP	2,727,985	16,539	(74,310)	2,670,214
<b>MFG Select Infrastructure Fund</b>				
Class 1 Accumulating Unhedged USD	383,203	162,227	–	545,430
Class 2 Accumulating Unhedged GBP	1,403,743	2,805	–	1,406,548
<b>MFG Global Sustainable Fund</b>				
Class 1 Accumulating Unhedged USD	95,870	197,236	(95,870)	197,236
Class 3 Accumulating Unhedged USD	9,990	–	(90)	9,900

**4. Net gains/(losses) on financial assets at fair value through profit or loss**

**31 March 2022**

	MFG Global Fund USD '000	MFG Select Infrastructure Fund USD '000	MFG Global Sustainable Fund USD '000	Company Total USD '000
Net realised gains on financial assets at fair value through profit or loss	391,144	9,039	881	401,064
Net currency (losses)/gains	(339)	(18)	13	(344)
Net change in unrealised (losses)/gains on financial assets at fair value through profit or loss	(394,254)	22,846	(3,643)	(375,051)
	<b>(3,449)</b>	<b>31,867</b>	<b>(2,749)</b>	<b>25,669</b>

**31 March 2021**

	MFG Global Fund USD '000	MFG Select Infrastructure Fund USD '000	MFG Global Sustainable Fund USD '000	Company Total USD '000
Net realised gains/(losses) on financial assets at fair value through profit or loss	158,671	(5,363)	1,420	154,728
Net currency gains/(losses)	147	66	(2)	211
Net change in unrealised gains on financial assets at fair value through profit or loss	465,389	44,921	2,415	512,725
	<b>624,207</b>	<b>39,624</b>	<b>3,833</b>	<b>667,664</b>

**5. Fees and Expenses**

**Investment Manager and Distributor Fee**

The Investment Manager and Distributor is entitled to receive out of the assets of each Fund an annual investment management and distribution fee equal to a percentage of the net asset value of the relevant class as outlined in the table below. Such fee shall be calculated and accrued at each dealing day and payable monthly in arrears.



---

MFG INVESTMENT FUND PLC  
Annual Report and Audited Financial Statements  
For the financial year ended 31 March 2022

---

## NOTES TO THE FINANCIAL STATEMENTS

### For the financial year ended 31 March 2022 (Continued)

#### 5. Fees and Expenses (Continued)

##### Investment Manager and Distributor Fee (continued)

Class of shares	Capped fee (up to and not exceeding)
Class 1 Accumulating Unhedged USD	0.80% p.a.
Class 2 Accumulating Unhedged GBP	0.80% p.a.
Class 3 Accumulating Unhedged USD	Nil.

The annual rate of fee paid by each Fund in respect of each share class to the Investment Manager may be increased up to a maximum of 1% of the net asset value of the relevant class, i.e. 'the maximum capped fee' by agreement between the Company and the Investment Manager, but will not be increased without at least 30 days written notice being sent to Shareholders.

The Investment Manager will pay the fees of the Administrator, Facility Agent, Paying Agent, Depositary and the preliminary expenses incurred with respect of the establishment and initial issue of Shares in each Fund.

##### Operating Costs and Expenses

The preliminary expenses incurred in connection with the establishment and initial issue of shares in each Fund were borne by the Investment Manager. Operating costs and expenses incurred in operation of each Fund, other than those expressly borne by the Investment Manager, as described below, have been met out of the assets of each Fund. The Funds have borne expenses incurred in connection with the acquisition, disposal or maintenance of investments including brokerage costs, clearing house fees, taxes and other transaction charges.

The Investment Manager has borne the following operating expenses of each Fund: auditors fees, legal and other professional advisers expenses; insurance premiums, registration fees and other expenses payable by the Company to government, regulatory, supervisory or fiscal agencies; fees required to be paid to the Central Bank of Ireland; expenses in respect Shareholders' and Directors' meetings; Company secretarial expenses; expenses related to transfer agents, dividend dispersing agents, Shareholder servicing agents and registrars; printing and mailing expenses, and expenses related to the preparation, printing and distribution of the Company's Prospectus, Supplement, KIIDs, proxy statements, reports to Shareholders and other Fund materials and/or sales literature; Directors' fees and expenses; and such other expenses as have been agreed between the Company and the Investment Manager.

The operating expenses borne by the Investment Manager for the financial year ended 31 March 2022 amounted to USD 2,013,881 (31 March 2021: USD 2,306,088).

##### Manager, Administration and Depositary Fees

The Investment Manager bears the Manager and other entities in the Manager group, Administration and Depositary fees of the Company.

#### 6. Related Party Transactions

Parties are considered to be related if one party has the ability to control the other party or exercise significant influence over the other party in making financial or operational decisions.

The Investment Manager of the Company is MFG Asset Management. Under the terms of the investment management agreement the Investment Manager is responsible, subject to the overall supervision and control of the Directors, for managing the assets and investments of the Funds in accordance with the investment objective and policies of each Fund. The Investment Manager is entitled to receive investment management and distributor fees as set out in Note 5. Total investment management fees for the financial year amounted to USD 22,427,635 (31 March 2021: USD 21,520,948), of which USD 1,248,026 (31 March 2021: USD 1,962,739) remained payable at the financial year end. MFG Asset Management, as Investment Manager of the Funds, may waive or reduce all of its investment management fee by paying a rebate to relevant Shareholders in the form of additional shares in the respective Fund.

At 31 March 2022, Magellan Financial Group Limited holds 9,900.01 (31 March 2021: 9,900.01) shares of MFG Global Sustainable Fund, Class 3 Accumulating Unhedged USD Shares and 90.90 (31 March 2021: 90.90) shares of MFG Global Sustainable Fund, Class 1 Accumulating Unhedged USD Shares.

Craig Wright is a Director of the Company and an employee of MFG Asset Management.

MFG INVESTMENT FUND PLC  
Annual Report and Audited Financial Statements  
For the financial year ended 31 March 2022

**NOTES TO THE FINANCIAL STATEMENTS**

**For the financial year ended 31 March 2022 (Continued)**

**6. Related Party Transactions (Continued)**

The Directors who are not associated with the Investment Manager shall receive a fee for their services, however the aggregate emoluments of such Directors shall not exceed EUR 65,000 or USD equivalent per annum or such other amount that maybe approved by a resolution of the Directors or the Shareholders at a general meeting. None of the Directors had any interest in the redeemable participating shares of the Company during the financial year.

Directors' fees for the financial year amounted to EUR 65,000 (USD equivalent USD 75,500) (31 March 2021: EUR 65,000 (USD equivalent USD 75,730)) and have been borne by the Investment Manager.

KBA Consulting Management Limited is the Company's Manager under the Management Agreement. Fees for the financial year amounted to USD 100,763, of which USD 100,763 remained payable at the financial year end.

MLRO fee of USD 4,065, of which USD 2,033 is outstanding at the financial year end, and Beneficial Ownership Register fee of USD 290, of which USD 145 is outstanding at the financial year end to other entities in the Manager group from the date of appointment.

The operating expenses borne by the Investment Manager are disclosed in Note 5.

**7. Cash and Cash Equivalents**

Cash balances are held by The Northern Trust Company, a wholly owned subsidiary of Northern Trust Corporation. The total cash and cash equivalents balance as at 31 March 2022 amounted to USD 135,266,759 (31 March 2021: USD 169,413,829). MFG Global Fund held USD 106,876,238 (31 March 2021: USD 152,248,702), MFG Select Infrastructure Fund held USD 12,121,022 (31 March 2021: USD 14,677,331) and MFG Global Sustainable Fund held USD 16,269,499 (31 March 2021: USD 2,487,796).

**8. Net Asset Value**

	31 March 2022 USD	31 March 2021 USD	31 March 2020 USD
<b>Net asset value</b>			
<b>MFG Global Fund</b>			
Class 1 Accumulating Unhedged USD	651,363,409	1,512,212,500	1,328,792,522
Class 2 Accumulating Unhedged GBP	644,496,738	932,703,119	729,549,457
<b>MFG Select Infrastructure Fund</b>			
Class 1 Accumulating Unhedged USD	96,340,800	75,872,972	44,238,082
Class 2 Accumulating Unhedged GBP*	220,339,189	194,078,728	160,742,017
<b>MFG Global Sustainable Fund</b>			
Class 1 Accumulating Unhedged USD	12,359,765	24,774,335	9,208,692
Class 2 Accumulating Unhedged GBP**	92,912,649	—	—
Class 3 Accumulating Unhedged USD	1,330,920	1,263,283	967,225

\* The Class 2 Accumulating Unhedged GBP launched 03 May 2019.

\*\* The Class 2 Accumulating Unhedged GBP launched 12 June 2019 and closed on 24 February 2020. It was relaunched on 13 October 2021.



MFG INVESTMENT FUND PLC  
Annual Report and Audited Financial Statements  
For the financial year ended 31 March 2022

**NOTES TO THE FINANCIAL STATEMENTS**

**For the financial year ended 31 March 2022 (Continued)**

**8. Net Asset Value (Continued)**

Net asset value per share	31 March 2022	31 March 2021	31 March 2020
<b>MFG Global Fund</b>			
Class 1 Accumulating Unhedged USD	US\$220.42	US\$220.35	US\$168.70
Class 2 Accumulating Unhedged GBP	£265.38	£253.17	£215.68
<b>MFG Select Infrastructure Fund</b>			
Class 1 Accumulating Unhedged USD	US\$157.62	US\$139.11	US\$115.44
Class 2 Accumulating Unhedged GBP*	£118.74	£100.01	£92.35
<b>MFG Global Sustainable Fund</b>			
Class 1 Accumulating Unhedged USD	US\$131.28	US\$125.61	US\$96.05
Class 2 Accumulating Unhedged GBP**	£99.04	—	—
Class 3 Accumulating Unhedged USD	US\$134.44	US\$127.60	US\$96.82

\* The Class 2 Accumulating Unhedged GBP launched 03 May 2019.

\*\* The Class 2 Accumulating Unhedged GBP launched 12 June 2019 and closed on 24 February 2020. It was relaunched on 13 October 2021.

**9. Taxation**

Under current law and practice the Company qualifies as an investment undertaking as defined in Section 739B of the Taxes Consolidation Act, 1997, as amended. On this basis, it is not chargeable to Irish tax on its income or gains.

However, Irish tax may arise on the happening of a “chargeable event”. A chargeable event includes any distribution payments to Shareholders or any encashment, redemption, cancellation or transfer of shares.

No Irish tax will arise on the Company in respect of chargeable events in respect of:

- a) A Shareholder who is neither Irish resident nor ordinarily resident in Ireland for tax purposes, at the time of the chargeable event, provided appropriate valid declarations in accordance with the provisions of the Taxes Consolidation Act, 1997, as amended are held by the Company; and
- b) Certain exempted Irish tax resident Shareholders who have provided the Company with the necessary signed statutory declarations.

Where the Company has a concession from the Revenue Commissioners it may be possible to obtain an exemption from the requirement to have a valid non-resident declaration in place.

Interest and capital gains (if any) received on investments made by the Company may be subject to withholding taxes imposed by the country from which the investment income/gains are received and such taxes may not be recoverable by the Company or its Shareholders.

In determining the provision for taxes payable on income, the Fund provides for uncertain tax positions that are more likely than not to create a tax obligation assuming inspection by the relevant tax authorities. The amount provided is either the most likely amount payable or the expected value of the payable amount, whichever approach provides a better prediction in the specific circumstances.

Dividends, interest and capital gains (if any) received on investments made by the Fund may be subject to withholding taxes imposed by the country from which the investment income/gains are received and such taxes may not be recoverable by the Fund or its Shareholders.

---

MFG INVESTMENT FUND PLC  
Annual Report and Audited Financial Statements  
For the financial year ended 31 March 2022

---

## NOTES TO THE FINANCIAL STATEMENTS

### For the financial year ended 31 March 2022 (Continued)

#### 10. Exchange Rates

The exchange rates used to translate foreign currency balances and foreign currency-denominated assets and liabilities to USD at the financial year end were as follows:

	As at 31 March 2022	As at 31 March 2021
Australian Dollar (AUD)	1.3316	1.3129
Canadian Dollar (CAD)	1.2491	1.2569
Chilean Peso (CLP)	786.9250	718.4000
Euro (EUR)	0.8988	0.8508
New Zealand Dollar (NZD)	1.4377	1.4279
Swiss Franc (CHF)	0.9203	0.9412
UK Pound Sterling (GBP)	0.7595	0.7248

#### 11. Efficient Portfolio Management and Use of Financial Derivative Instruments

The only financial derivative instruments the Funds may hold are:

- a) subscription rights received as a result of a corporate action by an entity in which the Fund holds equity securities and;
- b) foreign exchange forwards in MFG Global Sustainable Fund.

The Investment Manager employs a risk management process which enables it to accurately measure, monitor and manage the risks attached to these financial derivative instruments. The Investment Manager uses the commitment approach to calculate the Funds' daily global exposure to financial derivative instruments, being the incremental exposure and leverage generated through the use of financial derivative instruments, in accordance with its risk management process and the requirements of the Central Bank. It is expected that the Funds will not be leveraged in excess of 5% of their total Net Asset Value through the use of financial derivative instruments.

As at 31 March 2022, the Company did not hold open foreign exchange forward contracts (31 March 2021: Nil).

#### 12. Soft Commissions and Directed Brokerage Services

The Investment Manager pays for investment research from its own resources; however, it may from time to time, receive proprietary and third party research from any of the brokers with which it executes client transactions on behalf of MFG Investment Fund plc.

There were no soft commission arrangements during the financial year ended 31 March 2022 (31 March 2021: Nil).

#### 13. Segregated Liability

The Company was incorporated with limited liability as an open-ended umbrella investment company with variable capital and segregated liability between Funds. Any liability incurred on behalf of or attributable to any Fund shall be discharged solely out of the assets of that Fund.

#### 14. Auditor's Remuneration

Fees and expenses paid to the statutory auditors, Ernst & Young, in respect of the financial year, relate to the audit of the Financial Statements of the Company and tax advisory services in relation to the annual reporting requirements for UK reporting and PFIC reporting. The Auditor's fees were borne by the Investment Manager. The Financial Statements audit fee (exclusive of VAT) charged for the financial year ended 31 March 2022 was USD 49,060 (31 March 2021: USD 48,099). The tax advisory service fee charged for the financial year ended 31 March 2022 was USD 28,047 (31 March 2021: USD 37,517). There were no other assurance services, tax advisory services, or non-audit services provided by the auditor of the Company.

## NOTES TO THE FINANCIAL STATEMENTS

### For the financial year ended 31 March 2022 (Continued)

#### 15. Significant Events During the Financial Year

During the year ended 31 March 2022, the COVID-19 pandemic continued to cause financial market volatility, travel and supply chain disruptions, lower consumer demand and general uncertainty. The quantitative easing programmes implemented by governments and central banks around the world in response to the COVID-19 pandemic have limited the impact on financial markets and business somewhat. There has been no disruption to the Company's investment process and risk management process, or the operational processes of the service providers during the year despite the continued spread of COVID-19. The Board of the Company continues to monitor the impact of the pandemic and remain confident that the operational processes in place are robust and are set up to withstand any future stresses.

During the financial year, no asset impairments have been recorded and all the Funds' investments are classified as Level 1 in the fair value hierarchy, being exchange traded equity securities with observable prices in active markets. Overall the Funds have experienced very few financial reporting impacts arising from COVID-19.

Following the Central Bank review of the implementation of Consultation Paper 86 ("CP86") and the introduction of additional substance requirements for self-managed investment companies such as the Company, the Board of Directors took the decision to seek a UCITS management company to take on the required regulatory functions and to move the Company away from its self-managed status. The Board of Directors conducted a search for an appropriate service provider and, following extensive due diligence, decided to appoint KBA Consulting Management Limited as UCITS management company for the Company, subject to regulatory approval. The Board of Directors approved the appointment in principle on 23 March 2021 and, with the necessary legal and regulatory work having been undertaken, the process was completed on 1 October 2021.

On 1 October 2021, the Prospectus of the Company was updated to reflect inter alia the appointment of KBA Consulting Management Limited with effect from 1 October 2021. The supplement for MFG Select Infrastructure Fund was updated on 1 October 2021 to reflect that the fund is managed by reference to the S&P Global Infrastructure Net Total Return Index, but as a performance reference benchmark only.

On 13 October 2021, there was a subscription for 683,695 MFG Global Sustainable Fund Class 2 Accumulating Unhedged GBP shares amounting to US\$93,211,570 which was settled through in-specie transfer of investments of US\$81,930,759 and cash of US\$11,280,811.

MFG Global Sustainable Fund Class 2 Accumulating Unhedged GBP was relaunched on 13 October 2021.

On 13 December 2021, the Prospectus of the Company was updated for the Taxonomy regulation. Please see Appendix III for further details.

On 13 December 2021, the Supplement of the Funds was updated for the Taxonomy regulation. Please see Appendix III for further details.

The Company continues to monitor the sanctions activity globally to ensure the portfolios are in adherence. Currently the funds are not exposed to Russian or Ukrainian assets, nor any other sanctioned holdings. The Company continues to rely on its Administrator to monitor the investor base with respect to sanctions and, if any sanctioned investors are identified, to remediate following their appropriate policies and procedures.

KB Associates Consulting (UK) LLP were replaced as UK Facilities Agent by Maples Fiduciary Services (UK) Limited effective 1 January 2022. CACEIS Bank Deutschland GmbH were terminated as German Information Agent on 31 December 2021. Skandinaviska Enskilda Banken AB (publ) were terminated as Swedish Paying Agent on 31 December 2021. Maples Fund Services (Ireland) Limited were appointed as EEA Facilities Agent in Germany and Sweden on 1 January 2022.

On 7 February 2022, the Investment Manager announced that its Chief Investment Officer and Portfolio Manager of the MFG Global sub-fund, Mr. Hamish Douglass, was taking a medical leave of absence to prioritise his health following a period of intense pressure and focus on both his professional and personal life. At that time, Mr. Chris Mackay was appointed to oversee the portfolio management of the sub-fund in conjunction with the sub-fund's co-portfolio managers, Ms. Nikki Thomas and Mr. Arvid Streimann. The portfolio managers of the other sub-funds being remain unchanged.

There were no other significant events during the financial year ended 31 March 2022.

#### 16. Significant Events After the Financial Year End

The COVID-19 outbreak has caused extensive disruption to businesses and economic activities globally. The uncertainty and instability described in the 'Significant Events During the Financial Year' section continues post financial year end.

MFG INVESTMENT FUND PLC  
Annual Report and Audited Financial Statements  
For the financial year ended 31 March 2022

**NOTES TO THE FINANCIAL STATEMENTS**

**For the financial year ended 31 March 2022 (Continued)**

**16. Significant Events After the Financial Year End (Continued)**

The Board of Directors have noted the recent developments in the Ukraine and the sanctions being imposed on Russia. Given the absence of exposure in the region, the Board of Directors' view is that these developments and sanctions are unlikely to have a significant direct adverse impact on the Company. The Board of Directors continues to monitor the developments closely and to take all the necessary actions.

On 1 April 2022, MFG Global Sustainable Fund Class 2 Accumulating Unhedged GBP was registered with the Her Majesty's Revenue and Customs ("HMRC") as a reporting Fund.

There was a redemption of US\$248,700,509 for 714,491 MFG Global Fund Class 2 Accumulating Unhedged GBP shares on 6 April 2022, and a redemption of US\$251,501,025 for 723,779 MFG Global Fund Class 2 Accumulating Unhedged GBP shares on 8 April 2022.

The Central Bank of Ireland was notified on 31 May 2022 of the intention to de-register the MFG Global Fund in Sweden.

On 15 June 2022, Mr. Hamish Douglass ceased to be a permanent member of MFG Asset Management staff and will commence a consultancy role on 1 October 2022.

There were no other significant events that occurred in respect of the Company after the financial year end which were deemed material for disclosure in the Financial Statements.

**17. Commitments and Contingent Liabilities**

There were no significant commitments or contingent liabilities as at 31 March 2022 and 31 March 2021.

**18. NAV Reconciliation**

**31 March 2022**

	<b>MFG Global Fund USD '000</b>	<b>MFG Select Infrastructure Fund USD '000</b>	<b>MFG Global Sustainable Fund USD '000</b>	<b>Company Total USD '000</b>
Dealing NAV	1,295,860	316,586	106,603	1,719,049
Adjustments for financial statements:				
Withholding tax adjustment	–	94	–	94
Adjusted NAV	<u>1,295,860</u>	<u>316,680</u>	<u>106,603</u>	<u>1,719,143</u>

The published Net Asset Value per redeemable participating share at which Shareholders may subscribe to or redeem from the Funds, differs from the Net Asset Value per the financial statements. This difference relates to an adjustment to withholding tax at year end in the MFG Select Infrastructure Fund. There were no such differences as at 31 March 2021.

**19. Approval of the Financial Statements**

These Financial Statements were approved by the Directors on 22 June 2022.

MFG INVESTMENT FUND PLC  
Annual Report and Audited Financial Statements  
For the financial year ended 31 March 2022

**SCHEDULE OF INVESTMENTS**

**MFG GLOBAL FUND**

**As at 31 March 2022**

<b>Holdings</b>	<b>Financial Assets at Fair Value Through Profit or Loss</b>	<b>Fair Value USD '000</b>	<b>% of Net Assets</b>
	<b>Transferable securities: 91.80% (31 Mar 2021: 94.52%)</b>		
	<b>Cayman Islands 0.00% (31 Mar 2021: 4.98%)</b>		
	<b>Internet 0.00% (31 Mar 2021: 4.98%)</b>		
	<b>France 1.45% (31 Mar 2021: 1.48%)</b>		
	<b>Apparel 0.00% (31 Mar 2021: 1.48%)</b>		
	<b>Industrial Products 1.45% (31 Mar 2021: 0.00%)</b>		
157,980	Safran SA	18,854	1.45
	<b>Total France</b>	<b>18,854</b>	<b>1.45</b>
	<b>Germany 2.86% (31 Mar 2021: 4.01%)</b>		
	<b>Software 2.86% (31 Mar 2021: 4.01%)</b>		
328,994	SAP	37,016	2.86
	<b>Total Germany</b>	<b>37,016</b>	<b>2.86</b>
	<b>People's Republic of China 0.00% (31 Mar 2021: 5.09%)</b>		
	<b>Internet 0.00% (31 Mar 2021: 5.09%)</b>		
	<b>Spain 1.58% (31 Mar 2021: 0.00%)</b>		
	<b>Software 1.58% (31 Mar 2021: 0.00%)</b>		
311,280	Amadeus IT Group	20,497	1.58
	<b>Total Spain</b>	<b>20,497</b>	<b>1.58</b>
	<b>Switzerland 7.65% (31 Mar 2021: 7.04%)</b>		
	<b>Food 3.77% (31 Mar 2021: 3.25%)</b>		
374,161	Nestle SA	48,872	3.77
	<b>Pharmaceuticals 3.88% (31 Mar 2021: 3.79%)</b>		
568,965	Novartis AG	50,234	3.88
	<b>Total Switzerland</b>	<b>99,106</b>	<b>7.65</b>
	<b>United Kingdom 7.89% (31 Mar 2021: 4.19%)</b>		
	<b>Banking 0.92% (31 Mar 2021: 0.00%)</b>		
19,284,770	Lloyds Banking Group Plc	11,948	0.92
	<b>Beverages 3.38% (31 Mar 2021: 0.00%)</b>		
859,907	Diageo Plc	43,742	3.38

MFG INVESTMENT FUND PLC  
Annual Report and Audited Financial Statements  
For the financial year ended 31 March 2022

**SCHEDULE OF INVESTMENTS**

**MFG GLOBAL FUND (Continued)**  
**As at 31 March 2022**

<b>Holdings</b>	<b>Financial Assets at Fair Value Through Profit or Loss</b>	<b>Fair Value USD '000</b>	<b>% of Net Assets</b>
	<b>Transferable securities: 91.80% (31 Mar 2021: 94.52%) (Continued)</b>		
	<b>United Kingdom 7.89% (31 Mar 2021: 4.19%) (Continued)</b>		
	<b>Household Products/Wares 3.59% (31 Mar 2021: 4.19%)</b>		
606,667	Reckitt Benckiser	46,584	3.59
	<b>Total United Kingdom</b>	<b>102,274</b>	<b>7.89</b>
	<b>United States 70.37% (31 Mar 2021: 67.73%)</b>		
	<b>Banking 2.34% (31 Mar 2021: 0.00%)</b>		
570,146	US Bancorp	30,303	2.34
	<b>Beverages 4.80% (31 Mar 2021: 4.07%)</b>		
371,943	PepsiCo Inc	62,256	4.80
	<b>Cosmetics/Personal Care 3.47% (31 Mar 2021: 1.81%)</b>		
293,992	Procter & Gamble	44,922	3.47
	<b>Diversified Financial Services 14.61% (31 Mar 2021: 11.98%)</b>		
411,127	Intercontinental Exchange	54,318	4.19
173,312	Mastercard Inc	61,938	4.78
329,723	Visa Inc	73,123	5.64
	<b>Electric 4.09% (31 Mar 2021: 10.23%)</b>		
192,794	Eversource Energy	17,002	1.31
186,862	WEC Energy Group Inc	18,651	1.44
239,713	Xcel Energy Inc	17,300	1.34
	<b>Health Care 0.88% (31 Mar 2021: 0.00%)</b>		
45,564	HCA Healthcare Inc	11,419	0.88
	<b>Internet 15.08% (31 Mar 2021: 16.91%)</b>		
5,621	Alphabet Class A	15,634	1.21
25,373	Alphabet Class C	70,866	5.47
11,789	Amazon.com	38,432	2.96
146,073	Meta Platforms	32,481	2.51
101,287	Netflix	37,941	2.93
	<b>REITS 3.53% (31 Mar 2021: 3.77%)</b>		
248,015	Crown Castle International Corp	45,784	3.53
	<b>Retail 13.32% (31 Mar 2021: 11.71%)</b>		
146,145	Lowe's Companies Inc	29,549	2.28
203,709	McDonald's Corp	50,373	3.89
458,002	Starbucks Corp	41,665	3.21
430,501	Yum! Brands Inc	51,027	3.94

MFG INVESTMENT FUND PLC  
Annual Report and Audited Financial Statements  
For the financial year ended 31 March 2022

**SCHEDULE OF INVESTMENTS**

**MFG GLOBAL FUND (Continued)**  
**As at 31 March 2022**

<b>Holdings</b>	<b>Financial Assets at Fair Value Through Profit or Loss</b>	<b>Fair Value USD '000</b>	<b>% of Net Assets</b>
	<b>Transferable securities: 91.80% (31 Mar 2021: 94.52%) (Continued)</b>		
	<b>United States 70.37% (31 Mar 2021: 67.73%) (Continued)</b>		
	<b>Software 8.25% (31 Mar 2021: 7.25%)</b>		
346,579	Microsoft Corp	106,854	8.25
	<b>Total United States</b>	<b>911,838</b>	<b>70.37</b>
	<b>Total Transferable securities</b>	<b>1,189,585</b>	<b>91.80</b>
	<b>Total Value of Transferable securities</b>	<b>1,189,585</b>	<b>91.80</b>
	<b>Cash and Cash Equivalents*</b>	<b>106,876</b>	<b>8.25</b>
	<b>Other Net Liabilities</b>	<b>(601)</b>	<b>(0.05)</b>
	<b>Net Assets Attributable to Holders of Redeemable Participating Shares</b>	<b>1,295,860</b>	<b>100.00</b>

\*All cash holdings are held with The Northern Trust Company.

<b><u>Analysis of Total Assets</u></b>	<b>% of Total Assets</b>
Transferable Securities admitted to official stock exchange listing	91.73%
Other Assets	8.27%
	<b>100.00%</b>

MFG INVESTMENT FUND PLC  
Annual Report and Audited Financial Statements  
For the financial year ended 31 March 2022

**SCHEDULE OF INVESTMENTS**

**MFG SELECT INFRASTRUCTURE FUND**

**As at 31 March 2022**

<b>Holdings</b>	<b>Financial Assets at Fair Value Through Profit or Loss</b>	<b>Fair Value USD '000</b>	<b>% of Net Assets</b>
	<b>Transferable securities: 96.26% (31 Mar 2021: 94.41%)</b>		
	<b>Australia 9.82% (31 Mar 2021: 15.87%)</b>		
	<b>Commercial Services 9.82% (31 Mar 2021: 9.89%)</b>		
2,027,831	Atlas Arteria Group	9,974	3.15
2,075,399	Transurban Group	21,118	6.67
	<b>Electric 0.00% (31 Mar 2021: 3.29%)</b>		
	<b>Engineering &amp; Construction 0.00% (31 Mar 2021: 1.05%)</b>		
	<b>Pipelines 0.00% (31 Mar 2021: 1.64%)</b>		
	<b>Total Australia</b>	<b>31,092</b>	<b>9.82</b>
	<b>Canada 3.40% (31 Mar 2021: 4.99%)</b>		
	<b>Pipelines 3.40% (31 Mar 2021: 4.99%)</b>		
233,610	Enbridge Inc	10,764	3.40
	<b>Total Canada</b>	<b>10,764</b>	<b>3.40</b>
	<b>France 6.99% (31 Mar 2021: 4.78%)</b>		
	<b>Engineering &amp; Construction 6.99% (31 Mar 2021: 4.78%)</b>		
52,089	Aéroports de Paris	7,882	2.49
137,650	Vinci	14,242	4.50
	<b>Total France</b>	<b>22,124</b>	<b>6.99</b>
	<b>Italy 5.84% (31 Mar 2021: 5.01%)</b>		
	<b>Commercial Services 3.38% (31 Mar 2021: 0.50%)</b>		
508,749	Atlantia SpA	10,699	3.38
	<b>Electric 0.12% (31 Mar 2021: 1.97%)</b>		
42,451	Terna Rete Elettrica Nazionale SpA	368	0.12
	<b>Gas 2.34% (31 Mar 2021: 2.54%)</b>		
1,275,033	Snam SpA	7,422	2.34
	<b>Total Italy</b>	<b>18,489</b>	<b>5.84</b>
	<b>Netherlands 0.81% (31 Mar 2021: 1.41%)</b>		
	<b>Pipelines 0.81% (31 Mar 2021: 1.41%)</b>		
78,791	Koninklijke Vopak NV	2,575	0.81
	<b>Total Netherlands</b>	<b>2,575</b>	<b>0.81</b>



MFG INVESTMENT FUND PLC  
Annual Report and Audited Financial Statements  
For the financial year ended 31 March 2022

**SCHEDULE OF INVESTMENTS**

**MFG SELECT INFRASTRUCTURE FUND (Continued)**  
**As at 31 March 2022**

<b>Holdings</b>	<b>Financial Assets at Fair Value Through Profit or Loss</b>	<b>Fair Value USD '000</b>	<b>% of Net Assets</b>
	<b>Transferable securities: 96.26% (31 Mar 2021: 94.41%) (Continued)</b>		
	<b>New Zealand 1.02% (31 Mar 2021: 1.17%)</b>		
	<b>Engineering &amp; Construction 1.02% (31 Mar 2021: 1.17%)</b>		
592,810	Auckland International Airport Ltd	3,229	1.02
	<b>Total New Zealand</b>	<b>3,229</b>	<b>1.02</b>
	<b>Spain 8.45% (31 Mar 2021: 7.79%)</b>		
	<b>Electric 3.97% (31 Mar 2021: 3.89%)</b>		
606,898	Red Electrica	12,567	3.97
	<b>Engineering &amp; Construction 4.48% (31 Mar 2021: 3.90%)</b>		
84,553	Aena SME SA	14,210	4.48
	<b>Total Spain</b>	<b>26,777</b>	<b>8.45</b>
	<b>United Kingdom 9.83% (31 Mar 2021: 6.02%)</b>		
	<b>Gas 3.78% (31 Mar 2021: 2.90%)</b>		
774,885	National Grid PLC	11,961	3.78
	<b>Water 6.05% (31 Mar 2021: 3.12%)</b>		
210,492	Severn Trent	8,531	2.69
718,719	United Utilities Group PLC	10,641	3.36
	<b>Total United Kingdom</b>	<b>31,133</b>	<b>9.83</b>
	<b>United States 50.10% (31 Mar 2021: 47.37%)</b>		
	<b>Electric 27.24% (31 Mar 2021: 22.14%)</b>		
72,357	Alliant Energy	4,521	1.43
187,286	Dominion Energy	15,914	5.03
167,176	Eversource Energy	11,425	3.61
150,481	Eversource Energy	13,271	4.19
96,470	Sempra Energy	16,218	5.12
121,319	WEC Energy Group Inc	12,109	3.82
177,283	Xcel Energy Inc	12,794	4.04
	<b>Gas 1.58% (31 Mar 2021: 5.24%)</b>		
41,817	Atmos Energy Corp	4,997	1.58
	<b>REITS 8.23% (31 Mar 2021: 8.85%)</b>		
51,119	American Tower Corp	12,842	4.06
71,587	Crown Castle International Corp	13,215	4.17
	<b>Transportation 9.65% (31 Mar 2021: 8.18%)</b>		
284,736	CSX Corp	10,663	3.37
46,083	Norfolk Southern	13,144	4.15
24,732	Union Pacific Corp	6,757	2.13

MFG INVESTMENT FUND PLC  
Annual Report and Audited Financial Statements  
For the financial year ended 31 March 2022

**SCHEDULE OF INVESTMENTS**

**MFG SELECT INFRASTRUCTURE FUND (Continued)**  
**As at 31 March 2022**

<b>Holdings</b>	<b>Financial Assets at Fair Value Through Profit or Loss</b>	<b>Fair Value USD '000</b>	<b>% of Net Assets</b>
	<b>Transferable securities: 96.26% (31 Mar 2021: 94.41%) (Continued)</b>		
	<b>United States 50.10% (31 Mar 2021: 47.37%) (Continued)</b>		
	<b>Utilities 2.07% (31 Mar 2021: 0.00%)</b>		
93,645	CMS Energy	6,549	2.07
	<b>Water 1.33% (31 Mar 2021: 2.96%)</b>		
25,547	American Water Works Co Inc	4,229	1.33
	<b>Total United States</b>	<b>158,648</b>	<b>50.10</b>
	<b>Total Transferable securities</b>	<b>304,831</b>	<b>96.26</b>
	<b>Total Value of Transferable securities</b>	<b>304,831</b>	<b>96.26</b>
	<b>Cash and Cash Equivalents*</b>	<b>12,121</b>	<b>3.83</b>
	<b>Other Net Liabilities</b>	<b>(272)</b>	<b>(0.09)</b>
	<b>Net Assets Attributable to Holders of Redeemable Participating Shares</b>	<b>316,680</b>	<b>100.00</b>

\*All cash holdings are held with The Northern Trust Company.

<b><u>Analysis of Total Assets</u></b>	<b>% of Total Assets</b>
Transferable Securities admitted to official stock exchange listing	96.03%
Other Assets	3.97%
	<b>100.00%</b>

MFG INVESTMENT FUND PLC  
Annual Report and Audited Financial Statements  
For the financial year ended 31 March 2022

**SCHEDULE OF INVESTMENTS**

**MFG GLOBAL SUSTAINABLE FUND**  
As at 31 March 2022

<b>Holdings</b>	<b>Financial Assets at Fair Value Through Profit or Loss</b>	<b>Fair Value USD '000</b>	<b>% of Net Assets</b>
	<b>Transferable securities: 84.78% (31 Mar 2021: 90.51%)</b>		
	<b>Cayman Islands 0.00% (31 Mar 2021: 3.52%)</b>		
	<b>Internet 0.00% (31 Mar 2021: 3.52%)</b>		
	<b>France 0.00% (31 Mar 2021: 2.04%)</b>		
	<b>Food 0.00% (31 Mar 2021: 2.04%)</b>		
	<b>Germany 4.67% (31 Mar 2021: 3.04%)</b>		
	<b>Industrial Services 2.02% (31 Mar 2021: 0.00%)</b>		
38,291	Fraport AG	2,151	2.02
	<b>Software 2.65% (31 Mar 2021: 3.04%)</b>		
25,153	SAP	2,830	2.65
	<b>Total Germany</b>	<b>4,981</b>	<b>4.67</b>
	<b>Italy 0.00% (31 Mar 2021: 2.18%)</b>		
	<b>Electric 0.00% (31 Mar 2021: 2.18%)</b>		
	<b>People's Republic of China 0.00% (31 Mar 2021: 4.26%)</b>		
	<b>Internet 0.00% (31 Mar 2021: 4.26%)</b>		
	<b>Spain 4.59% (31 Mar 2021: 3.09%)</b>		
	<b>Electric 2.07% (31 Mar 2021: 3.09%)</b>		
106,611	Red Electrica	2,208	2.07
	<b>Engineering &amp; Construction 2.52% (31 Mar 2021: 0.00%)</b>		
15,988	Aena SME SA	2,687	2.52
	<b>Total Spain</b>	<b>4,895</b>	<b>4.59</b>
	<b>Switzerland 7.13% (31 Mar 2021: 6.84%)</b>		
	<b>Food 3.54% (31 Mar 2021: 3.18%)</b>		
28,906	Nestle SA	3,776	3.54
	<b>Pharmaceuticals 3.59% (31 Mar 2021: 3.66%)</b>		
43,336	Novartis AG	3,826	3.59
	<b>Total Switzerland</b>	<b>7,602</b>	<b>7.13</b>
	<b>United Kingdom 6.02% (31 Mar 2021: 7.54%)</b>		
	<b>Cosmetics/Personal Care 2.73% (31 Mar 2021: 3.52%)</b>		
63,891	Unilever	2,911	2.73

MFG INVESTMENT FUND PLC  
Annual Report and Audited Financial Statements  
For the financial year ended 31 March 2022

**SCHEDULE OF INVESTMENTS**

**MFG GLOBAL SUSTAINABLE FUND (Continued)**  
**As at 31 March 2022**

<b>Holdings</b>	<b>Financial Assets at Fair Value Through Profit or Loss</b>	<b>Fair Value USD '000</b>	<b>% of Net Assets</b>
	<b>Transferable securities: 84.78% (31 Mar 2021: 90.51%) (Continued)</b>		
	<b>United Kingdom 6.02% (31 Mar 2021: 7.54%) (Continued)</b>		
	<b>Household Products/Wares 3.29% (31 Mar 2021: 4.02%)</b>		
45,585	Reckitt Benckiser	3,500	3.29
	<b>Total United Kingdom</b>	<b>6,411</b>	<b>6.02</b>
	<b>United States 62.37% (31 Mar 2021: 58.00%)</b>		
	<b>Banking 3.10% (31 Mar 2021: 0.00%)</b>		
62,172	US Bancorp	3,304	3.10
	<b>Banks 0.00% (31 Mar 2021: 3.13%)</b>		
	<b>Beverages 3.26% (31 Mar 2021: 2.89%)</b>		
20,758	PepsiCo Inc	3,475	3.26
	<b>Cosmetics/Personal Care 2.34% (31 Mar 2021: 0.00%)</b>		
16,309	Procter & Gamble	2,492	2.34
	<b>Diversified Financial Services 12.41% (31 Mar 2021: 9.33%)</b>		
6,695	CME	1,593	1.49
22,383	Intercontinental Exchange	2,957	2.77
10,402	Mastercard Inc	3,718	3.49
22,394	Visa Inc	4,966	4.66
	<b>Electric 1.62% (31 Mar 2021: 2.46%)</b>		
19,563	Eversource Energy	1,725	1.62
	<b>Internet 19.44% (31 Mar 2021: 18.51%)</b>		
2,925	Alphabet Class C	8,170	7.67
943	Amazon.com	3,074	2.88
21,222	Meta Platforms	4,719	4.43
12,697	Netflix	4,756	4.46
	<b>Media 2.25% (31 Mar 2021: 0.00%)</b>		
1,023	Booking Holdings Inc	2,402	2.25
	<b>Retail 10.28% (31 Mar 2021: 11.34%)</b>		
1,576	Chipotle Mexican Grill	2,493	2.34
10,379	McDonald's Corp	2,567	2.41
13,886	Walmart	2,068	1.94
32,346	Yum! Brands Inc	3,834	3.59
	<b>Software 7.67% (31 Mar 2021: 7.22%)</b>		
26,519	Microsoft Corp	8,176	7.67
	<b>Water 0.00% (31 Mar 2021: 3.12%)</b>		
	<b>Total United States</b>	<b>66,489</b>	<b>62.37</b>
	<b>Total Transferable securities</b>	<b>90,378</b>	<b>84.78</b>

---

MFG INVESTMENT FUND PLC  
Annual Report and Audited Financial Statements  
For the financial year ended 31 March 2022

---

**SCHEDULE OF INVESTMENTS**

**MFG GLOBAL SUSTAINABLE FUND (Continued)**  
**As at 31 March 2022**

	Fair Value USD '000	% of Net Assets
<b>Total Value of Transferable securities</b>	<b>90,378</b>	<b>84.78</b>
<b>Cash and Cash Equivalents*</b>	<b>16,270</b>	<b>15.26</b>
<b>Other Net Liabilities</b>	<b>(45)</b>	<b>(0.04)</b>
<b>Net Assets Attributable to Holders of Redeemable Participating Shares</b>	<b><u>106,603</u></b>	<b><u>100.00</u></b>

\*All cash holdings are held with The Northern Trust Company.

<u><b>Analysis of Total Assets</b></u>	% of Total Assets
Transferable Securities admitted to official stock exchange listing	84.73%
Other Assets	<u>15.27%</u>
	<u><u>100.00%</u></u>

---

MFG INVESTMENT FUND PLC  
Annual Report and Audited Financial Statements  
For the financial year ended 31 March 2022

---

**SCHEDULE OF SIGNIFICANT PORTFOLIO CHANGES (UNAUDITED)**

**MFG GLOBAL FUND**

**For the financial year ended 31 March 2022**

The schedule of significant portfolio changes reflects the aggregate purchases of a security exceeding one per cent of the total value of purchases for the financial year, and the aggregate sales of a security exceeding one per cent of the total value of sales for the financial year. If there were fewer than twenty positions exceeding one per cent, the top twenty positions have been disclosed.

<b>Purchases</b>	<b>Cost USD ('000)</b>
557,403 Procter & Gamble	76,030
22,134 Amazon.com	74,132
877,112 Diageo PLC	42,191
182,799 Lowe's Companies Inc	39,912
565,173 Amadeus IT Group	39,333
287,887 Safran SA	38,109
663,127 US Bancorp	36,955
77,667 Mastercard Inc	28,252
114,922 McDonald's Corp	28,089
32,725 LVMH Moet Hennessy Louis Vuitton	24,610
104,896 Visa Inc	22,439
907,513 Alibaba Group	21,747
37,249 Netflix	18,959
25,414,499 Lloyds Banking Group PLC	16,342
53,528 HCA Healthcare Inc	14,153
68,864 Alibaba Group	11,168
62,658 Yum! Brands Inc	7,463
13,795 Starbucks Corp	1,544
17,184 Tencent	1,386
4,971 Microsoft Corp	1,235

<b>Sales</b>	<b>Proceeds USD ('000)</b>
410,616 Microsoft Corp	121,784
44,820 Alphabet Inc	119,088
336,090 Meta Platforms	93,088
1,567,976 Tencent	92,302
793,856 Starbucks Corp	76,540
1,072,703 Xcel Energy Inc	72,877
86,874 LVMH Moet Hennessy Louis Vuitton	71,192
617,568 Alibaba Group	68,349
704,065 WEC Energy Group Inc	64,903
756,151 Eversource Energy	62,694
285,395 Visa Inc	62,065
476,662 Intercontinental Exchange	61,635
496,585 Yum! Brands Inc	60,846
477,907 SAP	58,591
340,003 PepsiCo Inc	55,902
138,826 Netflix	55,628
148,022 MasterCard Inc	52,722
293,562 Crown Castle International Corp	52,142
153,440 Estee Lauder Companies	46,956
523,618 Novartis AG	45,139
550,242 Reckitt Benckiser	44,243
343,786 Nestle SA	43,985
168,276 McDonald's Corp	41,114
263,411 Procter & Gamble	40,578
10,345 Amazon.com	32,167
253,893 Amadeus IT Group	16,751

MFG INVESTMENT FUND PLC  
Annual Report and Audited Financial Statements  
For the financial year ended 31 March 2022

**SCHEDULE OF SIGNIFICANT PORTFOLIO CHANGES (UNAUDITED) (CONTINUED)**

**MFG SELECT INFRASTRUCTURE FUND**

**For the financial year ended 31 March 2022**

The schedule of significant portfolio changes reflects the aggregate purchases of a security exceeding one per cent of the total value of purchases for the financial year, and the aggregate sales of a security exceeding one per cent of the total value of sales for the financial year. If there were fewer than twenty positions exceeding one per cent, the top twenty positions have been disclosed.

<b>Purchases</b>	<b>Cost USD ('000)</b>
187,286 Dominion Energy	14,546
508,749 Atlantia SpA	9,552
210,492 Severn Trent	8,197
46,551 Aeroports de Paris	6,866
93,645 CMS Energy	5,883
19,754 Aena SME SA	3,202
653,608 Sydney Airport	3,044
12,505 Union Pacific Corp	2,970
209,261 Transurban Group NPV	1,988
6,833 Norfolk Southern	1,921
18,475 Vinci	1,840
13,520 Semptra Energy	1,834
43,070 Enbridge Inc	1,636
118,383 National Grid PLC	1,470
129,540 Transurban Group	1,427
17,958 Xcel Energy Inc	1,242
14,076 Eversource Energy	1,233
10,015 WEC Energy Group Inc	950
5,633 American Water Works Co Inc	877
58,160 United Utilities Group PLC	818
<b>Sales</b>	<b>Proceeds USD ('000)</b>
105,871 Atmos Energy Corp	10,405
4,411,966 Spark Infrastructure Group	9,159
1,256,981 Sydney Airport	7,460
179,363 Enbridge Inc	7,409
33,474 American Water Works Co Inc	5,927
683,241 Terna Rete Elettrica Nazionale SpA	5,384
578,855 APA Group	4,441
1,305,185 AusNet Services	2,363
11,609 Semptra Energy	1,568
25,626 Alliant Energy	1,457
43,981 ASTM	1,346
17,216 Transurban Group	169
387 American Tower Corp	108
541 Crown Castle International Corp	108
1,137 Eversource Energy	101
4,577 Red Electrica	97
1,340 Xcel Energy Inc	89

---

MFG INVESTMENT FUND PLC  
Annual Report and Audited Financial Statements  
For the financial year ended 31 March 2022

---

**SCHEDULE OF SIGNIFICANT PORTFOLIO CHANGES (UNAUDITED) (CONTINUED)**

**MFG GLOBAL SUSTAINABLE FUND**  
**For the financial year ended 31 March 2022**

The schedule of significant portfolio changes reflects the aggregate purchases of a security exceeding one per cent of the total value of purchases for the financial year, and the aggregate sales of a security exceeding one per cent of the total value of sales for the financial year. If there were fewer than twenty positions exceeding one per cent, the top twenty positions have been disclosed.

<b>Purchases</b>	<b>Cost USD ('000)</b>
7,928 Netflix	3,471
2,129 Chipotle Mexican Grill	2,899
1,282 Booking Holdings Inc	2,731
21,895 Safran SA	2,650
12,831 Visa Inc	2,579
13,746 Alibaba Group	2,439
7,914 McDonald's Corp	1,900
4,861 Mastercard Inc	1,600
25,967 US Bancorp	1,536
508 Alphabet Class C	1,390
4,774 Microsoft Corp	1,382
6,548 Lowe's Companies Inc	1,361
3,422 Facebook Inc	1,201
6,677 Aena SME SA	1,077
15,934 Fraport AG	1,048
217,287 Sydney Airport	1,023
7,705 Yum! Brands Inc	937
6,812 Procter & Gamble	934
7,354 Reckitt Benckiser	623
6,984 Novartis AG	621
4,658 Nestle SA	590
4,055 SAP	587
10,302 Unilever	582
152 Amazon.com	527
3,348 PepsiCo Inc	514
3,610 Intercontinental Exchange	435
19,213 Red Electrica	389



---

MFG INVESTMENT FUND PLC  
Annual Report and Audited Financial Statements  
For the financial year ended 31 March 2022

---

**SCHEDULE OF SIGNIFICANT PORTFOLIO CHANGES (UNAUDITED) (CONTINUED)**

**MFG GLOBAL SUSTAINABLE FUND (Continued)**  
**For the financial year ended 31 March 2022**

Sales	Proceeds USD ('000)
42,241 Alibaba Group	4,978
19,657 Lowe's Companies Inc	4,714
10,761 Microsoft Corp	3,371
13,378 McDonald's Corp	3,354
1,121 Alphabet Class C	3,059
21,895 Safran SA	2,557
1,184 Chipotle Mexican Grill	2,098
5,386 Facebook Inc	1,704
27,237 Tencent	1,656
3,224 Netflix	1,430
5,683 Visa Inc	1,315
217,287 Sydney Airport	1,210
6,481 American Water Works Co Inc	1,119
23,217 Wells Fargo & Co	1,079
2,639 Mastercard Inc	1,032
8,210 Yum! Brands Inc	1,014
8,632 Starbucks Corp	1,001
10,999 Novartis AG	962
47,059 Red Electrica	950
7,338 Nestle SA	949
11,568 Reckitt Benckiser	940
15,780 US Bancorp	929
5,270 PepsiCo Inc	905
16,216 Unilever	824
6,384 SAP	806
93,035 Terna Rete Elettrica Nazionale SpA	778
5,679 Intercontinental Exchange	719
239 Amazon.com	717
9,612 Danone	680
9,719 Fraport AG	670
4,059 Aena SME SA	665
4,141 Procter & Gamble	660
7,554 Eversource Energy	649
259 Booking Holdings Inc	638

## **RISK ITEM (UNAUDITED)**

### **Cybersecurity Risk**

Cybersecurity breaches may occur allowing an unauthorised party to gain access to assets of the Funds, Shareholder data, or proprietary information, or may cause the Company, the Investment Manager, the Distributor, the Administrator or the Depositary to suffer data corruption or lose operational functionality.

The Funds may be affected by intentional cybersecurity breaches which include unauthorised access to systems, networks, or devices (such as through “hacking” activity); infection from computer viruses or other malicious software code; and attacks that shut down, disable, slow, or otherwise disrupt operations, business processes, or website access or functionality. In addition, unintentional incidents can occur, such as the inadvertent release of confidential information (possibly resulting in the violation of applicable privacy laws). A cybersecurity breach could result in the loss or theft of Shareholder data or funds, the inability to access electronic systems, loss or theft of proprietary information or corporate data, physical damage to a computer or network system, or costs associated with system repairs. Such incidents could cause the Company, the Investment Manager, the Distributor, the Administrator, the Depositary, or other service providers to incur regulatory penalties, reputational damage, additional compliance costs, or financial loss. Consequently, Shareholders may lose some or all of their invested capital. In addition, such incidents could affect issuers in which a Fund invests, and thereby cause a Fund’s investments to lose value, as a result of which investors, including the relevant Fund and its Shareholders, could potentially lose all or a portion of their investment with that issuer.

## REMUNERATION DISCLOSURE (UNAUDITED)

### Remuneration Policy of the Manager

The Manager has designed and implemented a remuneration policy (the “Policy”) in line with the provisions of S.I. 257 of 2013 European Union (Alternative Investment Fund Managers) Regulations 2013 (the “AIFM Regulations”), S.I. 352 of 2011 European Communities (Undertakings for Collective Investment in Transferable Securities) Regulations 2011 (as amended) (the “UCITS Regulations”) and of the ESMA Guidelines on sound remuneration policies under the UCITS Directive and AIFMD (the “ESMA Guidelines”). The Policy is designed to ensure that the remuneration of key decision makers is aligned with the management of short and long-term risks, including the oversight and where appropriate the management of sustainability risks in line with the Sustainable Finance Disclosure Regulations.

The Manager’s remuneration policy applies to its identified staff whose professional activities might have a material impact on the Company’s risk profile and so covers senior management, risk takers, control functions and any employees receiving total remuneration that takes them into the same remuneration bracket as senior management and risk takers and whose professional activities have a material impact on the risk profile of the Company. The Manager’s policy is to pay identified staff a fixed component with the potential for identified staff to receive a variable component. It is intended that the fixed component will represent a sufficiently high proportion of the total remuneration of the individual to allow the Manager to operate a fully flexible policy, with the possibility of not paying any variable component. When the Manager pays a variable component as performance related pay certain criteria, as set out in the Manager’s remuneration policy, must be adhered to. The various remuneration components are combined to ensure an appropriate and balanced remuneration package that reflects the relevant staff rank and professional activity as well as best market practice. The Manager’s remuneration policy is consistent with, and promotes, sound and effective risk management and does not encourage risk-taking which is inconsistent with the risk profile of the funds it manages.

These disclosures are made in respect of the remuneration policies of the Manager. The disclosures are made in accordance with the ESMA Guidelines.

Total remuneration (in EUR) paid to the identified staff of the Manager fully or partly involved in the activities of the Company that have a material impact on the Company’s risk profile during the financial year to 31 December 2021:

<b>Fixed remuneration</b>	<b>EUR</b>
Senior Management	1,232,664
Other identified staff	-
<b>Variable remuneration</b>	
Senior Management	110,724
Other identified staff	-
Total remuneration paid	<u>1,343,388</u>

No of identified staff – 16

Neither the Manager nor the Company pays any fixed or variable remuneration to identified staff of the Investment Manager.

**APPENDIX I - SECURITIES FINANCING TRANSACTION REGULATION (UNAUDITED)**

The Securities Financing Transactions Regulation, as published by the European Securities and Markets Authority, aims to improve the transparency of the securities financing markets. Disclosures regarding exposure to Securities Financing Transactions (SFTs) will be required on all report and accounts published after 13 January 2017. During the financial year ended 31 March 2022, none of the Funds entered into any Securities Financing Transactions (31 March 2021: None).

## **APPENDIX II – CRS DATA PROTECTION INFORMATION NOTICE (UNAUDITED)**

The Funds hereby provide the following data protection information notice to all Shareholders in the Funds either as at 31 December 2015 or at any point of time since this date.

For the avoidance of doubt, this notice applies equally to any Shareholders that have ceased to hold shares in the Funds since 1 January 2016. Furthermore, it should be noted that this notice may be applicable to Controlling Persons of certain Shareholders.

The Funds hereby confirm that they intend to take such steps as may be required to satisfy any obligations imposed by (i) the OECD's Standard for Automatic Exchange of Financial Account Information in Tax Matters ("the Standard"), which therein contains the Common Reporting Standard ("CRS"), as applied in Ireland by means of the relevant international legal framework and Irish tax legislation and (ii) EU Council Directive 2014/107/EU, amending Directive 2011/16/EU as regards mandatory automatic exchange information in the field of taxation ("DAC2"), as applied in Ireland by means of the relevant Irish tax legislation, so as to ensure compliance or deemed compliance (as the case may be) with the Standard/CRS and the DAC2 from 1 January 2016.

In this regard, the Manager on behalf of the Funds is obliged under Section 891F and Section 891G of the Irish Taxes Consolidation Act, 1997 (as amended) and regulations made pursuant to those sections to collect certain information about each Shareholder's tax arrangements (and also collect information in relation to relevant Controlling Persons of specific Shareholders).

In certain circumstances, the Manager on behalf of the Funds may be legally obliged to share this information and other financial information with respect to a Shareholder's interests in the Fund with the Irish Revenue Commissioners (and, in particular situations, also share information in relation to relevant Controlling Persons of specific Shareholders). In turn, and to the extent the account has been identified as a Reportable Account, the Irish Revenue Commissioners will exchange this information with the country of residence of the Reportable Person(s) in respect of that Reportable Account.

In particular, information that may be reported in respect of a shareholder (and relevant Controlling Persons, if applicable) includes name, address, date of birth, place of birth, account number, account balance or value at year end (or, if the account was closed during such year, the balance or value at the date of closure of the account), any payments (including redemption and dividend/interest payments) made with respect to the account during the calendar year, tax residency(ies) and tax identification number(s).

### **APPENDIX III - SUSTAINABLE FINANCE DISCLOSURE REGULATION (UNAUDITED)**

#### **Sustainable Finance Disclosure Regulation (“SFDR”)**

Effective of 10 March 2021, MFG Global Sustainable Fund is classified as an Environmental, Social and Governance (“ESG”) Focused Fund in accordance with Article 8 of the SFDR. MFG Global Fund and MFG Select Infrastructure Fund are classified in accordance with Article 6 of the SFDR.

#### ***Integration of Sustainability Risks and ESG Factors***

The Investment Manager evaluates and integrates Sustainability Risks and other relevant ESG factors at multiple stages throughout the investment process. The Investment Manager assesses a company’s ESG risks and opportunities as a core element of its detailed industry and company research. A broad spectrum of ESG issues are assessed for their materiality of impact on the future earnings and risks of companies. The Investment Manager considers amongst other risk factors and where applicable: environmental issues, such as climate change and pollution; social issues, such as human rights and health and safety; and corporate governance issues, such as governance and compensation structures. The choice of relevant ESG factors for any company will vary by industry and company and are considered by the Investment Manager both prior to investment and on an on-going basis thereafter.

For further information on how the Investment Manager integrates ESG factors into the investment process please refer to: <https://www.magellangroup.com.au/about/responsible-investing/>.

#### ***Assessment of the Likely Impacts of Sustainability Risks on Returns***

The integration of Sustainability Risks into the investment decision making process has the potential to impact the returns of the Funds. For example, it is possible that the integration of Sustainability Risks may influence a decision by the Investment Manager on whether or not to acquire or dispose of an investment that would otherwise be considered as attractive to invest in or retain. In turn this may reduce the universe of investable companies for the Funds, such that the Funds may underperform the market as a whole, which may negatively impact returns.

#### **Taxonomy Regulation**

The Taxonomy Regulation is a piece of directly effective EU legislation that is applicable to the Company. Its purpose is to establish a framework to facilitate sustainable investment. It sets out harmonised criteria for determining whether an economic activity qualifies as environmentally sustainable and outlines a range of disclosure obligations to enhance transparency and to provide for objective comparison of financial products regarding the proportion of their investments that contribute to environmentally sustainable economic activities.

It is notable that the scope of environmentally sustainable economic activities, as prescribed in the Taxonomy Regulation, is narrower than the scope of sustainable investments under SFDR. Therefore although there are disclosure requirements for both, these two concepts should be considered and assessed separately.

#### **Taxonomy Regulation (MFG Global Sustainable Fund)**

The Fund does not presently set a minimum proportion of its assets that must be invested in investments that contribute to environmentally sustainable economic activities in accordance with the Taxonomy Regulation, primarily due to the lack of available data and the delay to the publication of the regulatory technical standards supplementing the Taxonomy Regulation. Therefore, for the purpose of the Taxonomy Regulation, it should be noted that at any given time, the Fund may not be invested in investments that take into account the EU criteria for environmentally sustainable economic activities.

In accordance with the Taxonomy Regulation, an underlying investment of the Fund shall be considered as environmentally sustainable where its economic activity:

- (a) contributes substantially to one or more of the environmental objectives, as prescribed in the Taxonomy Regulation (the “Environmental Objectives”);
- (b) does not significantly harm any of the Environmental Objectives, in accordance with the Taxonomy Regulation;
- (c) is carried out in compliance with minimum safeguards, prescribed in the Taxonomy Regulation; and
- (d) complies with technical screening criteria established by the European Commission in accordance with the Taxonomy Regulation

**APPENDIX III - SUSTAINABLE FINANCE DISCLOSURE REGULATION (UNAUDITED) (Continued)**

**Taxonomy Regulation (MFG Global Sustainable Fund) (Continued)**

It should be noted that the “do no significant harm” principle applies only to those investments underlying the Fund that take into account the EU criteria for environmentally sustainable economic activities.

**Taxonomy Regulation (MFG Global Fund and MFG Select Infrastructure Fund)**

Given the Fund's investment focus and the asset classes/sectors it invests, the Investment Manager does not integrate a consideration of environmentally sustainable economic activities (as prescribed in the Taxonomy Regulation) into the investment process for the Fund. Therefore, for the purpose of the Taxonomy Regulation, it should be noted that the investments underlying the Fund do not take into account the EU criteria for environmentally sustainable economic activities.